



2019 UIM XCAT World Championship



Championship Overall Results

POS	Boat Nr.	Boat Name	Country		Driver 1	Driver 2	Round 1			Round 2				Round 3			TOTAL POINTS
			Initials	Flag			GP1	GP2	TOTAL	GP1	GP2	GP3	TOTAL	GP1	GP2	TOTAL	
1	3	DUBAI POLICE	AE		ARIF AL ZAFFAIN	NADIR BIN HENDI	26	30	56	35	26	26	87			0	143
2	12	MARITIMO	AUS		TOM BARRY-COTTER	ROSS WILLATON	30	22	52	15	35	35	85			0	137
3	4	ABU DHABI 4	AE		SHAUN TORRENTE	FALEH ALMANSOORI	35	35	70	30	18	18	66			0	136
4	5	ABU DHABI 5	AE		RASHED AL TAYER	MAJED AL MANSOORI	12	15	27	26	30	30	86			0	113
5	10	222 OFFSHORE	IT/AUS		GIOVANNI CARPITELLA	DARREN NICHOLSON	18	18	36	10	10	15	35			0	71
6	96	HPI RACING TEAM	IT		ROSARIO SCHIANO DI COLA	GIUSEPPE SCHIANO DI COLA	15	0	15	12	15	22	49			0	64
7	8	THE BLUE ROO	AUS		PAL VIRIK NILSEN	JAN TRYGVE BRAATEN	22	26	48	0	0	0	0			0	48
8	9	NEW STAR RACING	RU		MIKHAIL KITASHEV	DMITRY VANDYSHEV	6	6	12	22	5	8	35			0	47
9	2	SWECAT RACING	SE		ERIK STARK	SEBASTIAN GROTH	10	12	22	0	22	0	22			0	44
10	17	KUWAIT	KW		ABDULLATIF AL OMANI	MOUSTAFA AL DASHTI	0	0	0	18	12	12	42			0	42
11	20	DE MITRI	IT		ROBERTO LO PIANO	MARIO DI COSMO	4	8	12	8	8	6	22			0	34
12	22	VIDEX	IT		ALFREDO AMATO	SAUL BUBACCO	8	0	8	6	6	10	22			0	30
13	46	CONSULBROKERS	ES		ANDREA COMELLO	LUCA BETTI	5	10	15	0	4	5	9			0	24

Legenda	
DNS	Did not start
DNF	Did not finish
DQ	Disqualified
GP	Grand Prix Points

Race Director:

.....



OFFICIAL ENTRY LIST

N.	Boat Nr.	Boat Name	Country		Driver 1	Driver 2	Reserve Drivers	Boat Details			Act. Series Overall	
			Initials	Flag				Builder	Size (m)	Colour	Position	Points
1	2	SWECAT RACING	SE		ERIK STARK	SEBASTIAN GROTH		VICTORY TEAM	9.25 M x 2.81 M	ORANGE	7	22
2	3	DUBAI POLICE	AE		ARIF AL ZAFFAIN	NADIR BIN HENDI		VICTORY TEAM	9.60 M x 3.01 M	WHITE/GREEN	2	56
3	4	ABU DHABI 4	AE		SHAUN TORRENTE	FALEH ALMANSOORI		VICTORY TEAM	9.68 M x 3.02 M	WHITE/RED/BLACK	1	70
4	5	ABU DHABI 5	AE		RASHED AL TAYER	MAJED AL MANSOORI		VICTORY TEAM	9.76 M x 3.00 M	WHITE/RED/BLACK	6	27
5	9	NEW STAR RACING	RU		MIKHAIL KITASHEV	DMITRY VANDYSHEV		VICTORY TEAM	9.76 M x 3.01 M	MUTLI COLOUR	10	12
6	10	222 OFFSHORE	IT/AUS		GIOVANNI CARPITELLA	DARREN NICHOLSON		VICTORY TEAM	9.49 M x 2.96 M	SILVER	5	36
7	12	MARITIMO	AUS		TOM BARRY-COTTER	ROSS WILLATON	ANDREW WILLATON	MARITIMO	9.10 M x 2.9 M	WHITE	3	52
8	17	KUWAIT	KW		ABDULLATIF AL OMANI	MOUSTAFA AL DASHTI		VICTORY TEAM	9.20 M x 2.96 M	WHITE/BLUE	13	0
9	20	DE MITRI	IT		ROBERTO LO PIANO	MARIO DI COSMO		VICTORY TEAM	9.76 M x 2.95 M	GREEN/BLACK	= 10	12
10	22	VIDEX	IT		ALFREDO AMATO	SAUL BUBACCO		VICTORY TEAM	9.75 M x 2.95 M	BLUE	12	8
11	46	CONSULBROKERS	ES		ANDREA COMELLO	LUCA BETTI		VICTORY TEAM	9.66 M x 3.03 M	BLUE	8	15
12	96	HPI RACING TEAM	IT		ROSARIO SCHIANO DI COLA	GIUSEPPE SCHIANO DI COLA		DOUG WRIGHT	9.54 M x 2.87 M	WHITE	= 8	15



OFFICIAL ENTRY LIST

N.	Boat Nr.	Boat Name	Country		Driver 1	Driver 2	Reserve Drivers	Boat Details			Act. Series Overall	
			Initials	Flag				Builder	Size (m)	Colour	Position	Points
1	2	SWECAT RACING	SE		ERIK STARK	SEBASTIAN GROTH		VICTORY TEAM	9.25 M x 2.81 M	ORANGE	7	22
2	3	DUBAI POLICE	AE		ARIF AL ZAFFAIN	NADIR BIN HENDI		VICTORY TEAM	9.60 M x 3.01 M	WHITE/GREEN	2	56
3	4	ABU DHABI 4	AE		SHAUN TORRENTE	FALEH ALMANSOORI		VICTORY TEAM	9.68 M x 3.02 M	WHITE/RED/BLACK	1	70
4	5	ABU DHABI 5	AE		RASHED AL TAYER	MAJED AL MANSOORI		VICTORY TEAM	9.76 M x 3.00 M	WHITE/RED/BLACK	6	27
5	9	NEW STAR RACING	RU		MIKHAIL KITASHEV	DMITRY VANDYSHEV		VICTORY TEAM	9.76 M x 3.01 M	MUTLI COLOUR	10	12
6	10	222 OFFSHORE	IT/AUS		GIOVANNI CARPITELLA	DARREN NICHOLSON		VICTORY TEAM	9.49 M x 2.96 M	SILVER	5	36
7	12	MARITIMO	AUS		TOM BARRY-COTTER	ROSS WILLATON	ANDREW WILLATON	MARITIMO	9.10 M x 2.9 M	WHITE	3	52
8	17	KUWAIT	KW		ABDULLATIF AL OMANI	MOUSTAFA AL DASHTI		VICTORY TEAM	9.20 M x 2.96 M	WHITE/BLUE	13	0
9	20	DE MITRI	IT		ROBERTO LO PIANO	MARIO DI COSMO		VICTORY TEAM	9.76 M x 2.95 M	GREEN/BLACK	= 10	12
10	22	VIDEX	IT		ALFREDO AMATO	SAUL BUBACCO		VICTORY TEAM	9.75 M x 2.95 M	BLUE	12	8
11	46	CONSULBROKERS	ES		ANDREA COMELLO	LUCA BETTI		VICTORY TEAM	9.66 M x 3.03 M	BLUE	8	15
12	96	HPI RACING TEAM	IT		ROSARIO SCHIANO DI COLA	GIUSEPPE SCHIANO DI COLA		DOUG WRIGHT	9.54 M x 2.87 M	WHITE	= 8	15



XCAT SHANGHAI GRAND PRIX

1st - 3rd NOVEMBER
2019 UIM XCAT WORLD CHAMPIONSHIP




OFFICIAL PRACTICE 1

Position	Boat Nr.	Boat Name	Country		Pilot 1	Pilot 2	Lap1	Lap2	Lap3	Lap4	Lap5	Lap6	Lap7	Lap8	Lap9	Lap10	Lap11	Lap12	Lap13	Lap14	Lap15	Lap16	Fastest Lap	Avg Speed			
			Initials	Flag																				km/h	mph		
1	5	ABU DHABI 5	AE		RASHED AL TAYER	MAJED AL MANSOORI	02.17.225	03.38.005	02.16.173	02.18.144	02.56.872	02.17.939	03.27.294	02.14.535	02.16.625	02.18.225	02.14.689	02.38.635	02.13.591						02.13.591	139,106	86,415
2	12	MARITIMO	AUS		TOM BARRY-COTTER	ROSS WILLATON	02.15.469	02.25.199	02.56.268	02.29.398	02.14.141	02.16.213	02.16.309	02.15.721	02.16.782	02.14.475	02.40.116	02.48.000							02.14.141	137,436	85,417
3	4	ABU DHABI 4	AE		SHAUN TORRENTE	FALEH ALMANSOOFI	02.18.726	03.00.429	02.14.255	02.15.648	02.15.579	02.16.290	02.36.958	02.15.738	02.32.459	02.14.547	02.35.571	02.25.129	02.15.636	02.15.648	02.33.997	02.26.662		02.14.255	129,164	80,276	
4	3	DUBAI POLICE	AE		ARIF AL ZAFFAIN	NADIR BIN HENDI	02.17.472	02.48.027	02.15.866	02.38.274														02.15.866	118,661	73,375	
5	2	SIVECAT RACING	SE		ERIK STARK	SEBASTIAN GROTH	02.45.289	02.20.596	02.23.372	02.19.125	02.19.109	02.21.607												02.19.109	116,888	72,709	
6	96	HF1 RACING TEAM	IT		ROSARIO SCHIANO DI COLA	GIUSEPPE SCHIANO DI COLA	02.19.355	02.24.136	02.42.460															02.19.355	110,643	68,765	
7	9	NEW STAR RACING	RU		MIKHAIL KITASHEV	DMITRY VANDYSHEV	02.26.160	02.22.373	02.43.683	02.23.394	02.22.091	02.23.026	02.23.479	02.25.392	03.27.434	02.19.371	02.26.671	02.30.069						02.19.371	107,244	66,693	
8	10	222 OFFSHORE	IT/AUS		GIOVANNI CARPITELLA	DARREN NICHOLSON	02.22.688	02.20.509	02.24.434	02.20.320	02.55.810	02.19.861												02.19.861	107,189	66,618	
9	46	CONSULBROKERS	ES		ANDREA COMELLO	LU CA BETTI	02.30.983	02.30.087	02.29.998	02.24.493	02.29.849	02.28.475	02.25.678	02.22.506	02.22.442	02.31.891	02.22.754	02.24.808	02.25.151	02.25.629	02.32.367			02.22.442	95,638	59,471	
10	22	VIDEX	IT		ALFREDO AMATO	SAUL BUBACCO	02.30.893	02.31.320	02.25.909	02.33.752	02.27.024	02.26.602	02.29.512	02.23.949	02.25.413	02.29.169	02.24.482	02.30.157	02.22.733					02.22.733	92,958	57,778	
11	17	KUWAIT	KW		ABDULLATIF AL OMANI	MOUSTAFA AL DASHTI	03.33.904	04.09.880	02.43.935	02.25.472	02.27.790	02.28.574	02.25.843											02.25.472	91,522	56,881	
12	20	DE MITRI	IT		ROBERTO LO PIANO	MARIO DI COSMO	02.28.983	02.36.675	02.35.830	02.32.530	02.35.961	02.31.984	02.31.922	02.32.390	02.32.395	02.31.551								02.28.983	83,645	51,985	

Legenda	
DNS	Did not start
DNF	Did not finish
DD	Disqualified

Race Director:


 31/10/19
 1347h



OFFICIAL PRACTICE 2

Position	Boat Nr.	Boat Name	Country		Pilot 1	Pilot 2	Lap1	Lap2	Lap3	Lap4	Lap5	Lap6	Lap7	Lap8	Lap9	Lap10	Lap11	Lap12	Lap13	Fastest Lap	Avg Speed		
			Initials	Flag																	km/h	mph	
1	3	DUBAI POLICE	AE		ARIF AL ZA'FAIN	NADIR BIN HEN DI	02.12.824	03.17.461	02.12.870	02.14.756	02.15.716	02.12.799	02.14.310	02.58.913	02.11.181						02.11.181	138.173	85.874
2	12	MARITIMO	AUS		TOM BARRY-COTTER	RCSS WILLATCN	02.16.587	02.59.610	02.11.877	02.12.327											02.11.877	136.688	85.076
3	5	ABU DHABI 5	AE		RASHED AL TAYER	MAJED AL MANSOORI	02.15.162	02.43.003	02.13.242	02.48.464	02.15.072	02.41.199	02.13.445	02.43.371	02.15.332	02.40.454	02.12.358	07.54.738	02.12.487		02.12.358	128.12	79.627
4	4	ABU DHABI 4	AE		SHAUN TORRENTE	FALEH ALMANSOORI	02.41.730	02.14.962	02.50.451	02.53.072	02.13.245	02.56.279	02.32.980	02.28.048	02.13.175	02.38.812	02.48.428				02.13.175	125.62	78.073
5	10	222 OFFSHORE	IT/AUS		GIOVANNI CARPITELLA	DARREN NICHOLSON	02.15.532														02.15.532	122.775	76.305
6	96	HPI RACING TEAM	IT		ROSARIO SCHIANO DI COLA	GIUSEPPE SCHIANO DI COLA	02.18.192	02.23.648	02.17.689	02.24.245	02.41.037										02.17.689	109.467	68.034
7	9	NEW STAR RACING	RU		MIKHAIL KITASHEV	DMITRY VANDYSHEV	02.21.216	02.38.498	03.22.175	02.20.706	02.35.465	02.21.275	02.23.848	02.23.012	02.25.798	02.20.987	02.19.218	07.20.079			02.19.218	107.3	66.688
8	22	VIDEX	IT		ALFREDO AMATO	SAUL BUBACCO	02.24.998	02.21.230	02.22.989	02.22.982	02.35.308	02.37.560									02.21.230	100.057	62.196
9	17	KUWAIT	KW		AEDULLATIF AL OMANI	MOUSTAFAL DASHI	02.25.290	02.21.784	02.24.295	02.45.182											02.21.784	94.2	58.546
10	46	CONSULBROKERS	ES		ANDREA COVIELLO	LUCA BETTI	02.23.490	02.25.960	02.25.309	02.24.250	02.25.817										02.23.490	93.9	58.359
11	20	DE MITRI	IT		ROBERTO LO PIANO	MARIO DI COSMO	02.36.686	02.31.922	02.47.384	02.55.509	02.55.795										02.31.922	84.711	52.648
12	2	SWEAT RACING	SE		ERIK STARK	SEBASTIAN GROTH															DNF		

Legenda	
DNS	Did not start
DNF	Did not finish
DQ	Disqualified

Race Director:

1657h



XCAT SHANGHAI GRAND PRIX

1st - 3rd NOVEMBER
2019 UIM XCAT WORLD CHAMPIONSHIP



POLE POSITION 1 RESULTS

Position	Boat Nr.	Bout Name	Country		Pilot 1	Pilot 2	Lap1	Lap2	Lap3	Lap4	Lap5	Lap6	Lap7	Lap8	Lap9	Lap10	Lap11	Lap12	Lap13	Fastest Lap	Avg Speed		Lap1	Lap2	Fastest Lap	Avg Speed				
			Initials	Flag																	km/h	mph				km/h	mph			
1	5	ABU DHABI 5	AE		RASHED AL TAYER	MAJED AL MANSOORI	02:17.305	02:35.258	01:16.016	02:37.946	02:13.692	02:54.102	02:17.287	03:40.110	02:14.609	03:45.251						02:13.692	118,4	73,586	02:12,354	02:11,683	02:11,683	137,712	85,488	
2	12	MARITIMO	AUS		TOM BARRY-COTTER	ROSS WILLATON	02:15,458	02:40,471	01:14,768	02:49,543	02:12,988	03:02,408	02:17,033	03:21,995	02:37,948							02:14,768	115,157	71,571	02:12,909	02:12,580	02:12,580	106,49	67,39	
3	3	DUEAI POLICE	AE		ARIF AL ZAFFAIN	NADIR BIN HENDI	02:17,118	02:15,900	01:16,224												02:15,900	114,645	71,252	02:13,109	02:12,838	02:12,838	105,37	64,145		
4	4	ABU DHABI 4	AE		SHAUA TORRENTE	FALEH ALMANSOORI	02:24,878	02:15,793	02:32,503	02:39,052	02:17,732	02:24,389	02:17,907	03:00,287	02:16,755	03:38,498						02:15,793	111,36	69,211	02:30,902	02:14,918	02:14,918	95,466	59,133	
5	96	HPI RACING TEAM	IT		ROSARIO SCHIANO DI COLA	GIUSEPPE SCHIANO DI COLA	02:19,299	02:35,432	01:18,989	02:19,042	02:18,729	02:23,165	02:17,664								02:17,664	107,468	66,792	02:24,056	03:04,380	02:24,056	91,738	56,705		
6	2	SWEAT RACING	SE		ERIK STARK	SEBASTIAN GROTH	02:20,208	02:42,371	01:19,554	03:48,547	02:19,420	03:17,967	02:18,928	02:22,431	02:40,825	03:40,876	02:18,537					02:18,537	103,682	64,439						
7	10	222 OFFSHORE	IT/AUS		GIOVANNI CARPITELLA	DARREN NICHOLSON	02:18,607	02:19,069	02:21,568	03:37,536	02:20,483	03:04,040	02:19,872	03:17,794	02:20,552							02:18,607	101,887	63,323						
8	17	KUWAIT	KW		ABDULATIF AL OMANI	MOUSTAFA AL DASHI	02:22,176	02:19,834	02:20,988	02:23,673	02:13,152	02:21,798	02:22,335	02:21,112								02:19,834	101,286	62,95						
9	9	NEW STAR RACING	RU		MIRHAIL KITASHEV	DMITRY VANDYSHEV	02:26,142	02:20,397	01:26,874	02:26,154	02:41,634	02:21,268	02:26,755	02:38,162	02:23,179	02:22,074	02:24,205	02:37,898	02:21,409		02:20,397	98,103	60,971							
10	20	DE MITRI	IT		ROBERTO LO PIANO	MAR O DI COSMO	02:21,637	02:32,290	02:20,996	02:22,821	02:20,700	02:21,936	02:24,690	02:34,058	02:25,652	02:22,863						02:20,700	97,731	60,74						
11	46	CONSULBROKERS	ES		ANDREA COMELLO	LUCA BETTI	02:21,379	02:23,036	01:23,793	02:22,404											02:21,379	96,135	59,748							
12	22	VIDEX	IT		ALFREDO AMATO	SALU BUBACCO	02:40,782	02:31,711	01:30,110	02:50,646	02:35,676	02:43,637	02:29,250	02:30,193							02:29,250	92,633	57,572							

Race Director:

1216h




RACE 1 RESULTS

Position	Boat Nr.	Boat Name	Country		Driver 1	Driver 2	Total Laps	Total Time	Gap	Avg Speed		Points
			Initials	Flag						km/h	mph	
1	3	DUBAI POLICE	AE		ARIF AL ZAFFAIN	NADIR BIN HENDI	17	00.40.10,41	00.40.10,41	150	93,23	35
2	4	ABU DHABI 4	AE		SHAJN TORRENTE	FALEH ALMANSOORI	17	00.40.16,9	+ 00.06,49	149,65	92,60	30
3	5	ABU DHABI 5	AE		RASHED AL TAYER	MAJED AL M ANSOORI	17	00.40.27,03	+ 00.16,62	148,97	91,98	26
4	9	NEW STAR RACING	RU		MIKHAIL KITASHEV	DMITRY VANDYSHEV	17	00.41.50,47	+ 1.040,06	144,02	89,50	22
5	17	KUWAIT	KW		ABDULLATIF AL OMANI	MOUSTAFA AL DASHTI	17	00.41.58,96	+ 1.048,55	143,54	88,88	15
6	12	MARITIMO	AUS		TOM BARRY-CC TTER	ROSS WILLATON	17	00.42.04,08	+ 1.053,67	143,25	88,88	12
7	96	HPI RACING TEAM	IT		ROSARIO SCHIANO DI COLA	GIUSEPPE SCHIANO DI COLA	17	00.42.15,15	+ 2.04,74	142,62	88,25	10
8	10	222 OFFSHORE	IT/AUS		GIOVANNI CARPITELLA	DARREN NICHOLSON	17	00.42.32,51	+ 2.022,1	141,65	87,63	8
9	20	DE MITRI	IT		ROBERTO LO PIANO	MARIO DI COSMO	16	00.40.20,84	+ 1 Lap	140,84	87,01	6
10	22	VIDEX	IT		ALFREDO AMATO	SAUL BUBACCO	15	00.42.45,87	+ 2 Lap	124,85	77,07	5
11	2	SWECAT RACING	SE		ERIK STARK	SEBASTIAN GROTH	2	00.06.04,11	+ 15 Lap	144,29	89,50	0
12	46	CONSULBROKERS	ES		ANDREA COMELLO	LUCA BETTI	DNS					0

Legenda	
DNS	Did not start
DNF	Did not finish
DQ	Disqualified

Race Director:

1535h




**RACE 1 TIMING RESULTS
LAP BY LAP**

Lap 4						Lap 5						Lap 6						Lap 7						Lap 8					
LapTime	Avg (km/h)	Avg (mph)	OverallTime	Gap	Pos	LapTime	Avg (km/h)	Avg (mph)	OverallTime	Gap	Pos	LapTime	Avg (km/h)	Avg (mph)	OverallTime	Gap	Pos	LapTime	Avg (km/h)	Avg (mph)	OverallTime	Gap	Pos	LapTime	Avg (km/h)	Avg (mph)	OverallTime	Gap	Pos
					-						-						-						-						-
02.17,103	139.861	86.389	00.09.26,17	00.09.26,17	1	02.16,753	97.4995	60.286	00.11.42,92	00.11.42,92	1	02.17,849	92.842	57.178	00.14.00,77	00.14.00,77	1	02.17,305	122.994	75.823	00.16.18,08	00.16.18,08	1	02.18,240	127.17	78.931	00.18.36,32	00.18.36,32	1
02.19,332	119.637	73.959	00.09.33,93	+00.07,76	2	02.17,421	115.028	71.473	00.11.51,35	+00.08,43	2	02.19,036	144.471	89.497	00.14.10,39	+00.09,62	2	02.19,148	133.95	82.66	00.16.29,54	+00.11,46	2	02.17,196	131.555	81.417	00.18.46,74	+00.10,42	2
02.19,539	106.799	65.879	00.09.42,58	+00.16,41	3	02.19,278	123.511	76.445	00.12.01,86	+00.18,94	3	02.19,104	137.895	85.146	00.14.20,96	+00.20,19	3	02.20,708	97.7307	60.286	00.16.41,67	+00.23,59	3	02.37,797	87.0369	54.071	00.19.19,47	+00.43,15	3
02.24,773	93.0937	57.8	00.10.18,44	+00.52,27	7	02.22,762	94.4163	58.421	00.12.41,2	+00.58,28	6	02.22,309	119.153	73.959	00.15.03,51	+1.02,74	6	02.22,196	127.485	78.931	00.17.25,71	+1.07,63	6	02.46,782	84.3638	52.206	00.20.12,49	+1.036,17	7
02.44,731	86.8901	53.449	00.10.37,22	+1.011,05	9	02.24,271	120.407	74.58	00.13.01,49	+1.018,57	8	02.44,037	122.848	75.823	00.15.45,53	+1.044,76	9	02.24,941	86.5251	53.449	00.18.10,47	+1.052,39	8	02.22,780	93.6438	57.8	00.20.33,25	+1.056,93	8
02.18,866	91.7259	56.557	00.09.45,3	+00.19,13	4	02.20,222	127.013	78.931	00.12.05,52	+00.22,6	4	02.37,666	92.1361	57.178	00.14.43,19	+00.42,42	4	02.15,900	91.5628	56.557	00.16.59,09	+00.41,01	4	02.34,384	107.077	66.501	00.19.33,47	+00.57,15	4
02.23,526	105.325	65.258	00.10.07,98	+00.41,81	5	02.24,686	96.9033	59.664	00.12.32,67	+00.49,75	5	02.22,959	86.5979	53.449	00.14.55,63	+00.54,86	5	02.23,477	108.031	67.122	00.17.19,11	+1.01,03	5	02.49,784	83.2726	51.585	00.20.08,89	+1.032,57	6
02.28,879	87.3321	54.071	00.10.26,27	+1.00,1	8	02.48,039	119.846	73.959	00.13.14,31	+1.031,39	9	02.24,178	127.327	78.931	00.15.38,49	+1.037,72	8	02.45,916	80.287	49.72	00.18.24,41	+2.06,33	9	02.25,557	102.648	63.393	00.20.49,97	+2.013,65	9
02.49,369	100.056	62.15	00.11.18,99	+1.052,82	10	02.40,667	90.8762	55.935	00.13.59,66	+2.016,74	10	03.06,632	82.6711	50.963	00.17.06,29	+1 Lap	10	02.59,847	78.1253	48.477	00.20.06,14	+1 Lap	10	02.44,830	83.4074	51.585	00.22.50,97	+1 Lap	10
02.24,617	100.153	62.15	00.10.13,57	+00.47,4	6	02.43,620	91.5628	56.557	00.12.57,19	+1.014,27	7	02.22,817	92.0949	57.178	00.15.20,01	+1.019,24	7	02.22,326	117.993	72.716	00.17.42,34	+1.024,26	7	02.24,372	113.695	70.23	00.20.06,71	+1.030,39	5

Race Director:

.....




**RACE 1 TIMING RESULTS
LAP BY LAP**

Lap 9						Lap 10						Lap 11						Lap 12						Lap 13					
LapTime	Avg (km/h)	Avg (mph)	OverallTime	Gap	Pos	LapTime	Avg (km/h)	Avg (mph)	OverallTime	Gap	Pos	LapTime	Avg (km/h)	Avg (mph)	OverallTime	Gap	Pos	LapTime	Avg (km/h)	Avg (mph)	OverallTime	Gap	Pos	LapTime	Avg (km/h)	Avg (mph)	OverallTime	Gap	Pos
					-						-						-						-						-
02.18,567	105.812	65.258	00.20.54,89	00.20.54,89	1	02.38,802	86.4888	53.449	00.23.33,69	00.23.33,69	1	02.36,851	85.4485	52.828	00.26.10,54	00.26.10,54	1	02.19,229	127.249	78.931	00.28.29,77	00.28.29,77	1	02.19,207	129.002	80.174	00.30.48,98	00.30.48,98	1
02.38,522	98.0097	60.907	00.21.25,26	+00.30,37	2	02.37,610	94.5029	58.421	00.24.02,87	+00.29,18	3	02.17,329	121.257	75.202	00.26.20,2	+00.09,66	3	02.18,925	89.378	55.314	00.28.39,13	+00.09,36	3	02.20,801	93.6013	57.8	00.30.59,93	+00.10,95	3
02.18,364	118.128	73.337	00.21.37,83	+00.42,94	3	02.17,901	90.7161	55.935	00.23.55,73	+00.22,04	2	02.17,511	109.524	67.744	00.26.13,24	+00.02,7	2	02.22,757	94.6332	58.421	00.28.36	+00.06,23	2	02.19,852	91.8895	56.557	00.30.55,85	+00.06,87	2
02.22,350	116.393	72.094	00.22.34,84	+1.039,95	5	02.22,200	127.17	78.931	00.24.57,04	+1.023,35	5	02.21,768	94.5897	58.421	00.27.18,81	+1.08,27	5	02.21,002	145.904	90.118	00.29.39,81	+1.010,04	5	02.21,465	109.875	67.744	00.32.01,28	+1.012,3	5
02.27,029	137.435	85.146	00.23.00,28	+2.05,39	8	02.28,356	112.209	69.608	00.25.28,64	+1.054,95	8	02.27,128	128.921	79.553	00.27.55,77	+1.045,23	8	02.26,581	100.938	62.15	00.30.22,35	+1.052,58	8	02.24,149	129.651	80.174	00.32.46,5	+1.057,52	8
02.15,128	139.388	86.389	00.21.48,6	+00.53,71	4	02.17,739	97.6844	60.286	00.24.06,34	+00.32,65	4	02.17,389	117.121	72.716	00.26.23,73	+00.13,19	4	02.20,034	143.665	88.875	00.28.43,76	+00.13,99	4	02.30,195	121.543	75.202	00.31.13,96	+00.24,98	4
02.42,598	92.8838	57.178	00.22.51,49	+1.056,6	6	02.23,412	111.843	68.987	00.25.14,9	+1.041,21	6	02.22,946	87.0737	54.071	00.27.37,85	+1.027,31	6	02.22,625	100.741	62.15	00.30.00,47	+1.030,7	6	02.23,531	105.056	65.258	00.32.24	+1.035,02	6
02.27,030	137.344	85.146	00.23.17	+2.022,11	9	02.25,424	109.934	67.744	00.25.42,42	+2.08,73	9	02.25,207	124.331	77.067	00.28.07,63	+1.057,09	9	02.24,797	92.0949	57.178	00.30.32,43	+2.02,66	9	02.25,944	86.0553	53.449	00.32.58,37	+2.09,39	9
02.48,703	86.4525	53.449	00.25.39,67	+1 Lap	10	02.51,161	110.11	68.365	00.28.30,83	+2 Lap	10	03.01,592	85.7687	52.828	00.31.32,42	+2 Lap	10	02.40,876	83.2053	51.585	00.34.13,3	+2 Lap	10	02.42,912	81.3651	50.342	00.36.56,21	+2 Lap	10
02.47,031	121.114	75.202	00.22.53,74	+1.058,85	7	02.23,168	128.921	79.553	00.25.16,91	+1.043,22	7	02.22,704	96.9945	59.664	00.27.39,61	+1.029,07	7	02.22,361	115.674	71.473	00.30.01,97	+1.032,2	7	02.22,924	87.8909	54.071	00.32.24,89	+1.035,91	7

Race Director:

.....



**RACE 1 TIMING RESULTS
LAP BY LAP**

Lap 14						Lap 15						Lap 16						Lap 17					
LapTime	Avg (km/h)	Avg (mph)	OverallTime	Gap	Pos	LapTime	Avg (km/h)	Avg (mph)	OverallTime	Gap	Pos	LapTime	Avg (km/h)	Avg (mph)	OverallTime	Gap	Pos	LapTime	Avg (km/h)	Avg (mph)	OverallTime	Gap	Pos
					-						-						-						-
02.19,174	131.724	81.867	00.33.08,15	00.33.08,15	1	02.20,109	136.525	84.851	00.35.28,26	00.35.28,26	1	02.20,588	103.63	64.406	00.37.48,85	00.37.48,85	1	02.21,556	104.7896643	65.127	00.40.10,41	00.40.10,41	1
02.19,163	132.657	82.447	00.33.19,09	+00.10,94	2	02.16,717	99.1894	61.647	00.35.35,81	+00.07,55	2	02.17,976	87.816	54.578	00.37.53,79	+00.04,94	2	02.23,115	133.344	82.874	00.40.16,9	+00.06,49	2
02.36,707	90.8762	56.48	00.33.32,56	+00.24,41	3	02.16,212	131.053	81.45	00.35.48,77	+00.20,51	3	02.18,514	108.773	67.603	00.38.07,28	+00.18,43	3	02.19,747	96.40452971	59.916	00.40.27,03	+00.16,62	3
02.21,242	124.707	77.506	00.34.22,52	+1.014,37	5	02.24,742	94.4163	58.68	00.36.47,26	+1.019	5	02.42,153	116.196	72.216	00.39.29,41	+1.040,56	5	02.21,058	140.3382016	87.221	00.41.50,47	+1.040,06	4
02.24,277	119.986	74.572	00.35.10,78	+2.02,63	8	02.26,071	134.563	83.631	00.37.36,85	+2.08,59	8	02.28,042	135.359	84.126	00.40.04,89	+2.016,04	8	02.27,615	98.80886331	61.41	00.42.32,51	+2.022,1	8
02.43,978	78.994	49.095	00.33.57,94	+00.49,79	4	02.39,911	82.3736	51.196	00.36.37,85	+1.09,59	4	02.37,746	88.9535	55.285	00.39.15,6	+1.026,75	4	02.48,482	95.28976873	59.223	00.42.04,08	+1.053,67	6
02.22,231	124.782	77.553	00.34.46,23	+1.038,08	6	02.22,352	116.262	72.257	00.37.08,58	+1.040,32	6	02.24,854	89.8066	55.815	00.39.33,43	+1.044,58	6	02.25,530	104.0487273	64.667	00.41.58,96	+1.048,55	5
02.23,362	114.964	71.451	00.35.21,73	+2.013,58	9	02.26,986	84.2258	52.347	00.37.48,72	+2.020,46	9	02.32,122	125.466	77.978	00.40.20,84	+1 Lap	9						-
02.57,776	80.9177	50.291	00.39.53,99	+2 Lap	10	02.51,880	79.543	49.436	00.42.45,87	+2 Lap	10						-						-
02.23,893	88.6855	55.118	00.34.48,78	+1.040,63	7	02.25,456	108.088	67.177	00.37.14,24	+1.045,98	7	02.34,960	82.4065	51.216	00.39.49,2	+2.00,35	7	02.25,955	85.66173805	53.239	00.42.15,15	+2.04,74	7

Race Director:

.....



XCAT SHANGHAI GRAND PRIX

1st - 3rd NOVEMBER
2019 UIM XCAT WORLD CHAMPIONSHIP




OFFICIAL PRACTICE 1

Position	Boat Nr.	Boat Name	Country		Pilot 1	Pilot 2	Lap1	Lap2	Lap3	Lap4	Lap5	Lap6	Lap7	Lap8	Lap9	Lap10	Lap11	Lap12	Lap13	Lap14	Lap15	Lap16	Fastest Lap	Avg Speed			
			Initials	Flag																				km/h	mph		
1	5	ABU DHABI 5	AE		RASHED AL TAYER	MAJED AL MANSOORI	02.17.225	03.38.005	02.16.173	02.18.144	02.56.872	02.17.939	03.27.294	02.14.535	02.16.625	02.18.225	02.14.689	02.38.635	02.13.591						02.13.591	139,106	86,415
2	12	MARITIMO	AUS		TOM BARRY-COTTER	ROSS WILLATON	02.15.469	02.25.199	02.56.268	02.29.398	02.14.141	02.16.213	02.16.309	02.15.721	02.16.782	02.14.475	02.40.116	02.48.000							02.14.141	137,436	85,417
3	4	ABU DHABI 4	AE		SHAUN TORRENTE	FALEH ALMANSOOFI	02.18.726	03.00.429	02.14.255	02.15.648	02.15.579	02.16.290	02.36.958	02.15.738	02.32.459	02.14.547	02.35.571	02.25.129	02.15.636	02.15.648	02.33.997	02.26.662		02.14.255	129,164	80,276	
4	3	DUBAI POLICE	AE		ARIF AL ZAFFAIN	NADIR BIN HENDI	02.17.472	02.48.027	02.15.866	02.38.274														02.15.866	118,661	73,375	
5	2	SIVECAT RACING	SE		ERIK STARK	SEBASTIAN GROTH	02.45.289	02.20.596	02.23.372	02.19.125	02.19.109	02.21.607												02.19.109	116,888	72,709	
6	96	HF1 RACING TEAM	IT		ROSARIO SCHIANO DI COLA	GIUSEPPE SCHIANO DI COLA	02.19.355	02.24.136	02.42.460															02.19.355	110,643	68,765	
7	9	NEW STAR RACING	RU		MIKHAIL KITASHEV	DMITRY VANDYSHEV	02.26.160	02.22.373	02.43.683	02.23.394	02.22.091	02.23.026	02.23.479	02.25.392	03.27.434	02.19.371	02.26.671	02.30.069							02.19.371	107,244	66,613
8	10	222 OFFSHORE	IT/AUS		GIOVANNI CARPITELLA	DARREN NICHOLSON	02.22.688	02.20.509	02.24.434	02.20.320	02.55.810	02.19.861												02.19.861	107,189	66,618	
9	46	CONSULBROKERS	ES		ANDREA COMELLO	LU CA BETTI	02.30.983	02.30.087	02.29.998	02.24.493	02.29.849	02.28.475	02.25.678	02.22.506	02.22.442	02.31.891	02.22.754	02.24.808	02.25.151	02.25.629	02.32.367			02.22.442	95,638	59,471	
10	22	VIDEX	IT		ALFREDO AMATO	SAUL BUBACCO	02.30.893	02.31.320	02.25.909	02.33.752	02.27.024	02.26.602	02.29.512	02.23.949	02.25.413	02.29.169	02.24.482	02.30.157	02.22.733						02.22.733	92,958	57,778
11	17	KUWAIT	KW		ABDULLATIF AL OMANI	MOUSTAFA AL DASHTI	03.33.904	04.09.880	02.43.935	02.25.472	02.27.790	02.28.574	02.25.843											02.25.472	91,522	56,881	
12	20	DE MITRI	IT		ROBERTO LO PIANO	MARIO DI COSMO	02.28.983	02.36.675	02.35.830	02.32.530	02.35.961	02.31.984	02.31.922	02.32.390	02.32.395	02.31.551								02.28.983	83,645	51,985	

Legenda	
DNS	Did not start
DNF	Did not finish
DD	Disqualified

Race Director:


 31/10/19
 1347h



OFFICIAL PRACTICE 2

Position	Boat Nr.	Boat Name	Country		Pilot 1	Pilot 2	Lap1	Lap2	Lap3	Lap4	Lap5	Lap6	Lap7	Lap8	Lap9	Lap10	Lap11	Lap12	Lap13	Fastest Lap	Avg Speed		
			Initials	Flag																	km/h	mph	
1	3	DUBAI POLICE	AE		ARIF AL ZA'FAIN	NADIR BIN HEN DI	02.12.824	03.17.461	02.12.870	02.14.756	02.15.716	02.12.799	02.14.310	02.58.913	02.11.181						02.11.181	138.173	85.874
2	12	MARITIMO	AUS		TOM BARRY-COTTER	RCSS WILLATCN	02.16.587	02.59.610	02.11.877	02.12.327											02.11.877	136.688	85.076
3	5	ABU DHABI 5	AE		RASHED AL TAYER	MAJED AL MANSOORI	02.15.162	02.43.003	02.13.242	02.48.464	02.15.072	02.41.199	02.13.445	02.43.371	02.15.332	02.40.454	02.12.358	07.54.738	02.12.487		02.12.358	128.12	79.627
4	4	ABU DHABI 4	AE		SHAUN TORRENTE	FALEH ALMANSOORI	02.41.730	02.14.962	02.50.451	02.53.072	02.13.245	02.56.279	02.32.980	02.28.048	02.13.175	02.38.812	02.48.428				02.13.175	125.62	78.073
5	10	222 OFFSHORE	IT/AUS		GIOVANNI CARPITELLA	DARREN NICHOLSON	02.15.532														02.15.532	122.775	76.305
6	96	HPI RACING TEAM	IT		ROSARIO SCHIANO DI COLA	GIUSEPPE SCHIANO DI COLA	02.18.192	02.23.648	02.17.689	02.24.245	02.41.037										02.17.689	109.467	68.034
7	9	NEW STAR RACING	RU		MIKHAIL KITASHEV	DMITRY VANDYSHEV	02.21.216	02.38.498	03.22.175	02.20.706	02.35.465	02.21.275	02.23.848	02.23.012	02.25.798	02.20.987	02.19.218	07.20.079			02.19.218	107.3	66.688
8	22	VIDEX	IT		ALFREDO AMATO	SAUL BUBACCO	02.24.998	02.21.230	02.22.989	02.22.982	02.35.308	02.37.560									02.21.230	100.057	62.196
9	17	KUWAIT	KW		AEDULLATIF AL OMANI	MOUSTAFAL DASHI	02.25.290	02.21.784	02.24.295	02.45.182											02.21.784	94.2	58.546
10	46	CONSULBROKERS	ES		ANDREA COVIELLO	LUCA BETTI	02.23.490	02.25.960	02.25.309	02.24.250	02.25.817										02.23.490	93.9	58.359
11	20	DE MITRI	IT		ROBERTO LO PIANO	MARIO DI COSMO	02.36.686	02.31.922	02.47.384	02.55.509	02.55.795										02.31.922	84.711	52.648
12	2	SWEAT RACING	SE		ERIK STARK	SEBASTIAN GROTH															DNF		

Legenda	
DNS	Did not start
DNF	Did not finish
DQ	Disqualified

Race Director:

1657h



XCAT SHANGHAI GRAND PRIX

1st - 3rd NOVEMBER
2019 UIM XCAT WORLD CHAMPIONSHIP




POLE POSITION 1 RESULTS

Position	Boat Nr.	Boat Name	Country		Pilot 1	Pilot 2	Lap1	Lap2	Lap3	Lap4	Lap5	Lap6	Lap7	Lap8	Lap9	Lap10	Lap11	Lap12	Lap13	Fastest Lap	Avg Speed		Lap1	Lap2	Fastest Lap	Avg Speed			
			Initials	Flag																	km/h	mph				km/h	mph		
1	5	ABU DHABI 5	AE		RASHED AL TAYER	MAJED AL MANSOORI	02:17.305	02:35.258	01:16.016	02:37.946	02:13.692	02:54.102	02:17.287	03:40.110	02:14.609	03:45.251					02:13.692	118.4	73.586	02:12.354	02:11.683	02:11.683	137.712	85.488	
2	12	MARITIMO	AUS		TOM BARRY-COTTER	ROSS WILLATON	02:15.458	02:40.471	01:14.768	02:49.543	02:12.988	03:02.408	02:17.033	03:21.995	02:37.948						02:14.768	115.157	71.571	02:12.909	02:12.580	02:12.580	106.43	67.39	
3	3	DUEAI POLICE	AE		ARIF AL ZAFFAIN	NADIR BIN HENDI	02:17.118	02:15.900	01:16.224												02:15.900	114.645	71.252	02:13.109	02:12.838	02:12.838	105.37	64.345	
4	4	ABU DHABI 4	AE		SHAUA TORRENTE	FALEH ALMANSOORI	02:24.878	02:15.793	02:32.503	02:39.052	02:17.732	02:24.389	02:17.907	03:00.287	02:16.755	03:38.498						02:15.793	111.36	69.211	02:30.902	02:14.918	02:14.918	95.466	59.133
5	96	HPI RACING TEAM	IT		ROSARIO SCHIANO DI COLA	GIUSEPPE SCHIANO DI COLA	02:19.299	02:35.432	01:18.989	02:19.042	02:18.729	02:23.165	02:17.664								02:17.664	107.468	66.792	02:24.056	03:04.380	02:24.056	91.738	56.705	
6	2	SWEAT RACING	SE		ERIK STARK	SEBASTIAN GROTH	02:20.208	02:42.371	01:19.554	03:48.547	02:19.420	03:17.967	02:18.928	02:22.431	02:40.825	03:40.876	02:18.537					02:18.537	103.682	64.439					
7	10	222 OFFSHORE	IT/AUS		GIOVANNI CARPITELLA	DARREN NICHOLSON	02:18.607	02:19.069	02:21.568	03:37.536	02:10.483	03:04.040	02:19.872	03:17.794	02:20.552							02:18.607	101.887	63.323					
8	17	KUWAIT	KW		ABDULATIF AL OMANI	MOUSTAFA AL DASHI	02:22.176	02:19.834	02:20.988	02:23.673	02:13.152	02:21.798	02:22.335	02:21.112								02:19.834	101.286	62.95					
9	9	NEW STAR RACING	RU		MIRHAIL KITASHEV	DMITRY VANDYSHEV	02:26.142	02:20.397	01:26.874	02:26.154	02:41.634	02:21.268	02:26.755	02:38.162	02:23.179	02:22.074	02:24.205	02:37.898	02:21.409		02:20.397	98.103	60.971						
10	20	DE MITRI	IT		ROBERTO LO PIANO	MAR O DI COSMO	02:21.637	02:32.290	02:20.996	02:22.821	02:10.700	02:21.936	02:24.690	02:34.058	02:25.652	02:22.883						02:20.700	97.731	60.74					
11	46	CONSULBROKERS	ES		ANDREA COMELLO	LUCA BETTI	02:21.379	02:23.036	01:23.793	02:22.404												02:21.379	96.135	59.748					
12	22	VIDEX	IT		ALFREDO AMATO	SALU BUBACCO	02:40.782	02:31.711	01:30.110	02:50.646	02:35.676	02:43.637	02:29.250	02:30.193								02:29.250	92.633	57.572					

Race Director:


 1216h




**RACE 1 TIMING RESULTS
LAP BY LAP**

Lap 4						Lap 5						Lap 6						Lap 7						Lap 8					
LapTime	Avg (km/h)	Avg (mph)	OverallTime	Gap	Pos	LapTime	Avg (km/h)	Avg (mph)	OverallTime	Gap	Pos	LapTime	Avg (km/h)	Avg (mph)	OverallTime	Gap	Pos	LapTime	Avg (km/h)	Avg (mph)	OverallTime	Gap	Pos	LapTime	Avg (km/h)	Avg (mph)	OverallTime	Gap	Pos
					-						-						-						-						-
02.17,103	139.861	86.389	00.09.26,17	00.09.26,17	1	02.16,753	97.4995	60.286	00.11.42,92	00.11.42,92	1	02.17,849	92.842	57.178	00.14.00,77	00.14.00,77	1	02.17,305	122.994	75.823	00.16.18,08	00.16.18,08	1	02.18,240	127.17	78.931	00.18.36,32	00.18.36,32	1
02.19,332	119.637	73.959	00.09.33,93	+00.07,76	2	02.17,421	115.028	71.473	00.11.51,35	+00.08,43	2	02.19,036	144.471	89.497	00.14.10,39	+00.09,62	2	02.19,148	133.95	82.66	00.16.29,54	+00.11,46	2	02.17,196	131.555	81.417	00.18.46,74	+00.10,42	2
02.19,539	106.799	65.879	00.09.42,58	+00.16,41	3	02.19,278	123.511	76.445	00.12.01,86	+00.18,94	3	02.19,104	137.895	85.146	00.14.20,96	+00.20,19	3	02.20,708	97.7307	60.286	00.16.41,67	+00.23,59	3	02.37,797	87.0369	54.071	00.19.19,47	+00.43,15	3
02.24,773	93.0937	57.8	00.10.18,44	+00.52,27	7	02.22,762	94.4163	58.421	00.12.41,2	+00.58,28	6	02.22,309	119.153	73.959	00.15.03,51	+1.02,74	6	02.22,196	127.485	78.931	00.17.25,71	+1.07,63	6	02.46,782	84.3638	52.206	00.20.12,49	+1.036,17	7
02.44,731	86.8901	53.449	00.10.37,22	+1.011,05	9	02.24,271	120.407	74.58	00.13.01,49	+1.018,57	8	02.44,037	122.848	75.823	00.15.45,53	+1.044,76	9	02.24,941	86.5251	53.449	00.18.10,47	+1.052,39	8	02.22,780	93.6438	57.8	00.20.33,25	+1.056,93	8
02.18,866	91.7259	56.557	00.09.45,3	+00.19,13	4	02.20,222	127.013	78.931	00.12.05,52	+00.22,6	4	02.37,666	92.1361	57.178	00.14.43,19	+00.42,42	4	02.15,900	91.5628	56.557	00.16.59,09	+00.41,01	4	02.34,384	107.077	66.501	00.19.33,47	+00.57,15	4
02.23,526	105.325	65.258	00.10.07,98	+00.41,81	5	02.24,686	96.9033	59.664	00.12.32,67	+00.49,75	5	02.22,959	86.5979	53.449	00.14.55,63	+00.54,86	5	02.23,477	108.031	67.122	00.17.19,11	+1.01,03	5	02.49,784	83.2726	51.585	00.20.08,89	+1.032,57	6
02.28,879	87.3321	54.071	00.10.26,27	+1.00,1	8	02.48,039	119.846	73.959	00.13.14,31	+1.031,39	9	02.24,178	127.327	78.931	00.15.38,49	+1.037,72	8	02.45,916	80.287	49.72	00.18.24,41	+2.06,33	9	02.25,557	102.648	63.393	00.20.49,97	+2.013,65	9
02.49,369	100.056	62.15	00.11.18,99	+1.052,82	10	02.40,667	90.8762	55.935	00.13.59,66	+2.016,74	10	03.06,632	82.6711	50.963	00.17.06,29	+1 Lap	10	02.59,847	78.1253	48.477	00.20.06,14	+1 Lap	10	02.44,830	83.4074	51.585	00.22.50,97	+1 Lap	10
02.24,617	100.153	62.15	00.10.13,57	+00.47,4	6	02.43,620	91.5628	56.557	00.12.57,19	+1.014,27	7	02.22,817	92.0949	57.178	00.15.20,01	+1.019,24	7	02.22,326	117.993	72.716	00.17.42,34	+1.024,26	7	02.24,372	113.695	70.23	00.20.06,71	+1.030,39	5

Race Director:

.....




**RACE 1 TIMING RESULTS
LAP BY LAP**

Lap 9						Lap 10						Lap 11						Lap 12						Lap 13					
LapTime	Avg (km/h)	Avg (mph)	OverallTime	Gap	Pos	LapTime	Avg (km/h)	Avg (mph)	OverallTime	Gap	Pos	LapTime	Avg (km/h)	Avg (mph)	OverallTime	Gap	Pos	LapTime	Avg (km/h)	Avg (mph)	OverallTime	Gap	Pos	LapTime	Avg (km/h)	Avg (mph)	OverallTime	Gap	Pos
					-						-						-						-						-
02.18,567	105.812	65.258	00.20.54,89	00.20.54,89	1	02.38,802	86.4888	53.449	00.23.33,69	00.23.33,69	1	02.36,851	85.4485	52.828	00.26.10,54	00.26.10,54	1	02.19,229	127.249	78.931	00.28.29,77	00.28.29,77	1	02.19,207	129.002	80.174	00.30.48,98	00.30.48,98	1
02.38,522	98.0097	60.907	00.21.25,26	+00.30,37	2	02.37,610	94.5029	58.421	00.24.02,87	+00.29,18	3	02.17,329	121.257	75.202	00.26.20,2	+00.09,66	3	02.18,925	89.378	55.314	00.28.39,13	+00.09,36	3	02.20,801	93.6013	57.8	00.30.59,93	+00.10,95	3
02.18,364	118.128	73.337	00.21.37,83	+00.42,94	3	02.17,901	90.7161	55.935	00.23.55,73	+00.22,04	2	02.17,511	109.524	67.744	00.26.13,24	+00.02,7	2	02.22,757	94.6332	58.421	00.28.36	+00.06,23	2	02.19,852	91.8895	56.557	00.30.55,85	+00.06,87	2
02.22,350	116.393	72.094	00.22.34,84	+1.039,95	5	02.22,200	127.17	78.931	00.24.57,04	+1.023,35	5	02.21,768	94.5897	58.421	00.27.18,81	+1.08,27	5	02.21,002	145.904	90.118	00.29.39,81	+1.010,04	5	02.21,465	109.875	67.744	00.32.01,28	+1.012,3	5
02.27,029	137.435	85.146	00.23.00,28	+2.05,39	8	02.28,356	112.209	69.608	00.25.28,64	+1.054,95	8	02.27,128	128.921	79.553	00.27.55,77	+1.045,23	8	02.26,581	100.938	62.15	00.30.22,35	+1.052,58	8	02.24,149	129.651	80.174	00.32.46,5	+1.057,52	8
02.15,128	139.388	86.389	00.21.48,6	+00.53,71	4	02.17,739	97.6844	60.286	00.24.06,34	+00.32,65	4	02.17,389	117.121	72.716	00.26.23,73	+00.13,19	4	02.20,034	143.665	88.875	00.28.43,76	+00.13,99	4	02.30,195	121.543	75.202	00.31.13,96	+00.24,98	4
02.42,598	92.8838	57.178	00.22.51,49	+1.056,6	6	02.23,412	111.843	68.987	00.25.14,9	+1.041,21	6	02.22,946	87.0737	54.071	00.27.37,85	+1.027,31	6	02.22,625	100.741	62.15	00.30.00,47	+1.030,7	6	02.23,531	105.056	65.258	00.32.24	+1.035,02	6
02.27,030	137.344	85.146	00.23.17	+2.022,11	9	02.25,424	109.934	67.744	00.25.42,42	+2.08,73	9	02.25,207	124.331	77.067	00.28.07,63	+1.057,09	9	02.24,797	92.0949	57.178	00.30.32,43	+2.02,66	9	02.25,944	86.0553	53.449	00.32.58,37	+2.09,39	9
02.48,703	86.4525	53.449	00.25.39,67	+1 Lap	10	02.51,161	110.11	68.365	00.28.30,83	+2 Lap	10	03.01,592	85.7687	52.828	00.31.32,42	+2 Lap	10	02.40,876	83.2053	51.585	00.34.13,3	+2 Lap	10	02.42,912	81.3651	50.342	00.36.56,21	+2 Lap	10
02.47,031	121.114	75.202	00.22.53,74	+1.058,85	7	02.23,168	128.921	79.553	00.25.16,91	+1.043,22	7	02.22,704	96.9945	59.664	00.27.39,61	+1.029,07	7	02.22,361	115.674	71.473	00.30.01,97	+1.032,2	7	02.22,924	87.8909	54.071	00.32.24,89	+1.035,91	7

Race Director:

.....



**RACE 1 TIMING RESULTS
LAP BY LAP**

Lap 14						Lap 15						Lap 16						Lap 17						
LapTime	Avg (km/h)	Avg (mph)	OverallTime	Gap	Pos	LapTime	Avg (km/h)	Avg (mph)	OverallTime	Gap	Pos	LapTime	Avg (km/h)	Avg (mph)	OverallTime	Gap	Pos	LapTime	Avg (km/h)	Avg (mph)	OverallTime	Gap	Pos	
					-						-						-							-
02.19,174	131.724	81.867	00.33.08,15	00.33.08,15	1	02.20,109	136.525	84.851	00.35.28,26	00.35.28,26	1	02.20,588	103.63	64.406	00.37.48,85	00.37.48,85	1	02.21,556	104.7896643	65.127	00.40.10,41	00.40.10,41	1	
02.19,163	132.657	82.447	00.33.19,09	+00.10,94	2	02.16,717	99.1894	61.647	00.35.35,81	+00.07,55	2	02.17,976	87.816	54.578	00.37.53,79	+00.04,94	2	02.23,115	133.344	82.874	00.40.16,9	+00.06,49	2	
02.36,707	90.8762	56.48	00.33.32,56	+00.24,41	3	02.16,212	131.053	81.45	00.35.48,77	+00.20,51	3	02.18,514	108.773	67.603	00.38.07,28	+00.18,43	3	02.19,747	96.40452971	59.916	00.40.27,03	+00.16,62	3	
02.21,242	124.707	77.506	00.34.22,52	+1.014,37	5	02.24,742	94.4163	58.68	00.36.47,26	+1.019	5	02.42,153	116.196	72.216	00.39.29,41	+1.040,56	5	02.21,058	140.3382016	87.221	00.41.50,47	+1.040,06	4	
02.24,277	119.986	74.572	00.35.10,78	+2.02,63	8	02.26,071	134.563	83.631	00.37.36,85	+2.08,59	8	02.28,042	135.359	84.126	00.40.04,89	+2.016,04	8	02.27,615	98.80886331	61.41	00.42.32,51	+2.022,1	8	
02.43,978	78.994	49.095	00.33.57,94	+00.49,79	4	02.39,911	82.3736	51.196	00.36.37,85	+1.09,59	4	02.37,746	88.9535	55.285	00.39.15,6	+1.026,75	4	02.48,482	95.28976873	59.223	00.42.04,08	+1.053,67	6	
02.22,231	124.782	77.553	00.34.46,23	+1.038,08	6	02.22,352	116.262	72.257	00.37.08,58	+1.040,32	6	02.24,854	89.8066	55.815	00.39.33,43	+1.044,58	6	02.25,530	104.0487273	64.667	00.41.58,96	+1.048,55	5	
02.23,362	114.964	71.451	00.35.21,73	+2.013,58	9	02.26,986	84.2258	52.347	00.37.48,72	+2.020,46	9	02.32,122	125.466	77.978	00.40.20,84	+1 Lap	9						-	
02.57,776	80.9177	50.291	00.39.53,99	+2 Lap	10	02.51,880	79.543	49.436	00.42.45,87	+2 Lap	10						-						-	
02.23,893	88.6855	55.118	00.34.48,78	+1.040,63	7	02.25,456	108.088	67.177	00.37.14,24	+1.045,98	7	02.34,960	82.4065	51.216	00.39.49,2	+2.00,35	7	02.25,955	85.66173805	53.239	00.42.15,15	+2.04,74	7	

Race Director:

.....



RACE 1 RESULTS

Position	Boat Nr.	Boat Name	Country		Driver 1	Driver 2	Total Laps	Total Time	Gap	Avg Speed		Points
			Initials	Flag						km/h	mph	
1	3	DUBAI POLICE	AE		ARIF AL ZAFFAIN	NADIR BIN HENDI	17	00.40.10,41	00.40.10,41	150	93,23	35
2	4	ABU DHABI 4	AE		SHAJN TORRENTE	FALEH ALMANSOORI	17	00.40.16,9	+ 00.06,49	149,65	92,60	30
3	5	ABU DHABI 5	AE		RASHED AL TAYER	MAJED AL M ANSOORI	17	00.40.27,03	+ 00.16,62	148,97	91,98	26
4	9	NEW STAR RACING	RU		MIKHAIL KITASHEV	DMITRY VANDYSHEV	17	00.41.50,47	+ 1.040,06	144,02	89,50	22
5	17	KUWAIT	KW		ABDULLATIF AL OMANI	MOUSTAFA AL DASHTI	17	00.41.58,96	+ 1.048,55	143,54	88,88	15
6	12	MARITIMO	AUS		TOM BARRY-CC TTER	ROSS WILLATON	17	00.42.04,08	+ 1.053,67	143,25	88,88	12
7	96	HPI RACING TEAM	IT		ROSARIO SCHIANO DI COLA	GIUSEPPE SCHIANO DI COLA	17	00.42.15,15	+ 2.04,74	142,62	88,25	10
8	10	222 OFFSHORE	IT/AUS		GIOVANNI CARPITELLA	DARREN NICHOLSON	17	00.42.32,51	+ 2.022,1	141,65	87,63	8
9	20	DE MITRI	IT		ROBERTO LO PIANO	MARIO DI COSMO	16	00.40.20,84	+ 1 Lap	140,84	87,01	6
10	22	VIDEX	IT		ALFREDO AMATO	SAUL BUBACCO	15	00.42.45,87	+ 2 Lap	124,85	77,07	5
11	2	SWECAT RACING	SE		ERIK STARK	SEBASTIAN GROTH	2	00.06.04,11	+ 15 Lap	144,29	89,50	0
12	46	CONSULBROKERS	ES		ANDREA COMELLO	LUCA BETTI	DNS					0

Legenda	
DNS	Did not start
DNF	Did not finish
DQ	Disqualified

Race Director:

1535h



POLE POSITION 2 RESULTS

Position	Boat Nr.	Boat Name	Country		Pilot 1	Pilot 2	Lap1	Lap2	Lap3	Lap4	Lap5	Lap6	Lap7	Lap8	Lap9	Lap10	Lap11	Lap12	Lap13	Lap14	Lap15	Fastest Lap	Avg Speed		
			Initials	Flag																			km/h	mph	
1	5	ABU DHABI 5	AE		RASHED AL TAYER	MAJED AL MANSOORI	02:17.074	02:23.615	02:15.371	03:04.716	02:16.247	03:45.427	02:15.037	03:02.591	02:16.136	03:05.915	02:16.138	02:15.545	02:14.635	02:48.078	02:13.182	02:13.182	136,254	84,583	
2	12	MARITIMO	AUS		TOM BARRY-COTTER	ROSS WILLATON	02:17.211	02:46.686	02:14.949	02:13.510	02:52.555	02:27.580	02:23.352										02:13.510	122,322	76,396
3	3	DUBAI POLICE	AE		ARIF AL ZAFFAIN	NADIR BIN HENDI	02:13.805	02:14.567	03:12.197	02:14.814	02:35.393	02:26.278	02:13.848	02:46.147	02:21.078	02:14.346							02:13.848	111,365	69,587
4	4	ABU DHABI 4	AE		SHAUN TORRENTE	FALEH ALMANSOORI	02:16.854	02:55.922	02:16.316														02:16.316	110,11	68,134
5	96	HPI RACING TEAM	IT		FOSARIO SCHIANO DI COLA	GIUSEPPE SCHIANO DI COLA	02:25.412	02:19.605	02:25.771	02:27.277	02:19.708	02:18.159	02:17.786	02:18.044									02:17.786	95,555	59,388
6	10	122 OFFSHORE	IT/AUS		GIOVANNI CARPITELLA	DARREN NICHOLSON	02:19.811	02:19.709	02:19.440	02:17.837	02:54.178												02:17.837	94,59	58,788
7	9	NEW STAR RACING	RU		MIKHAIL KITASHEV	DMITRY VANDYSHEV	02:17.899	02:32.709	02:20.927	02:31.114	02:19.068	02:19.030	02:19.478	02:30.160	02:18.802	02:18.895	02:40.398	02:35.574	02:18.541				02:17.889	93,347	58,215
8	2	SIVECAT RACING	SE		ERIK STARK	SEBASTIAN GROTH	02:21.492	02:18.937	03:57.985	02:19.177	02:19.214	03:56.642	02:19.835	02:20.464	03:02.938	02:19.829	03:44.540	02:20.446	02:20.675	02:21.117			02:18.937	91,198	56,88
9	20	DE MITRI	IT		ROBERTO LO PIANO	MARIO DI COSMO	02:23.691	02:23.701	02:24.124	02:24.377	02:24.777	02:27.029	02:23.876	02:25.953	02:21.957	02:12.019							02:21.957	88,915	55,161
10	17	KUWAIT	KW		ABDULLATIF AL OMANI	MOUSTAFA AL DASHTI	02:28.817	02:26.690	02:23.441	02:26.280													02:23.441	87,037	54,294
11	22	VIDEX	IT		ALFREDO AMATO	SAUL BUBACCO																	DNS		
12	46	CONSULBROKERS	ES		ANDREA COMELLO	LUCA BETTI																	DNS		

Legenda	
DNS	Did not start
DNF	Did not finish
DQ	Disqualified

Race Director:

1115h



RACE 2 RESULTS

Position	Boat Nr.	Boat Name	Country		Driver 1	Driver 2	Total Laps	Total Time	Gap	Avg Speed		Points
			Initials	Flag						km/h	mph	
1	12	MARITIMO	AUS		TOM BARRY-COTTER	ROSS WILLATON	16	00:37.42,83	00:37.42,83	150,68	93,23	35
2	5	ABU DHABI 5	AE		RASHED AL TAYER	MAJED AL N ANSOORI	16	00:37.59,29	+ 00.16,46	149,59	92,60	30
3	3	DUBAI POLICE	AE		ARIF AL ZAFFAIN	NADIR BIN HENDI	16	00:38.10,14	+ 00.27,31	148,88	91,98	26
4	2	S/NECAT RACING	SE		ERIK STARK	SEBASTIAN GROTH	16	00:39.46,11	+ 2.03,28	142,89	88,25	22
5	4	ABU DHABI 4	AE		SHAJN TORRENTE	FALEH ALMANSOORI	16**	00:39.52,38	+ 1.039,55	144,33	89,50	18
6	96	HPI RACING TEAM	IT		ROSARIO SCHIANO DI COLA	GIUSEPPE SCHIANO DI COLA	16*	00:40.04,47	+ 1.051,64	143,59	88,88	15
7	17	KUWAIT	KW		ABDULLATIF AL OMANI	MOUSTAFA AL DASHTI	15	00:37.54,39	+ 1 Lap	140,85	87,01	12
8	10	222 OFFSHORE	IT/AUS		GIOVANNI CARPITELLA	DARREN NICHOLSON	15	00:38.16,55	+ 1 Lap	139,5	86,39	10
9	20	DE MITRI	IT		ROBERTO LO PIANO	MARIO DI COSMO	15	00:38.47,58	+ 1 Lap	137,64	85,15	8
10	22	VIDEX	IT		ALFREDO AMATO	SAUL BUBACCO	15***	00:39.05,07	+ 1 Lap	136,06	84,52	6
11	9	NEW STAR RACING	RU		MIKHAIL KITASHEV	DMITRY VANDYSHEV	15	00:39.14,54	+ 1 Lap	136,61	84,52	5
12	46	CONSULBROKERS	ES		ANDREA COMELLO	LUCA BETTI	14	00:38.52,28	+ 2 Lap	128,53	79,55	4


Legenda	
DNS	Did not start
DNF	Did not finish
DQ	Disqualified

* After investigation, 30 seconds penalty applied for missing Mark A1

** After investigation, 30 seconds penalty applied for Mark B

*** After investigation, 60 second time penalty for missed long lap penalty removed

Race Director:


31/11/19 @ 0855h



RACE 3 RESULTS

Position	Boat Nr.	Boat Name	Country		Driver 1	Driver 2	Total Laps	Total Time	Gap	Avg Speed		Points
			Initials	Flag						km/h	mph	
1	12	MARITIMO	AUS		TOM BARRY-COTTER	ROSS WILLATON	14	00.32.55,78	00.32.55,78	151.72	93.84711001	35
2	5	ABU DHABI 5	AE		RASHED AL TAYER	MAJED AL MANSOORI	14	00.33.12,6	+ 00.16,82	150.48	93.22560597	30
3	3	DUBAI POLICE	AE		ARIF AL ZAFFAIN	NADIR BIN HENDI	14	00.33.20,48	+ 00.24,7	149.84	92.60410193	26
4	96	HPI RACING TEAM	IT		ROSARIO SCHIANO DI COLA	GIUSEPPE SCHIANO DI COLA	14	00.34.10,03	+ 1.014,25	146.22	90.73958981	22
5	4	ABU DHABI 4	AE		SHAUN TORRENTE	FALEH ALMANSOORI	14 *	00.34.39,36	+ 00.43,58	148.44	91.98259789	18
6	10	222 OFFSHORE	IT/AUS		GIOVANNI CARPITELLA	DARREN NICHOLSON	14	00.35.06,35	+ 2.010,57	142.31	88.25357365	15
7	17	KUWAIT	KW		ABDULLATIF AL OMANI	MOUSTAFA AL DASHTI	13	00.32.57,17	+ 1 Lap	141.19	87.63206961	12
8	22	VIDEX	IT		ALFREDO AMATO	SAUL BUBACCO	13	00.33.43,24	+ 1 Lap	137.97	85.14605345	10
9	9	NEW STAR RACING	RU		MIKHAIL KITASHEV	DMITRY VANDYSHEV	13	00.34.05,33	+ 1 Lap	136.48	84.52454941	8
10	20	DE MITRI	IT		ROBERTO LO PIANO	MARIO DI COSMO	13	00.34.35,52	+ 1 Lap	134.5	83.28154133	6
11	46	CONSULBROKERS	ES		ANDREA COMELLO	LUCA BETTI	13	00.34.59,2	+ 1 Lap	132.99	82.03853325	5
12	2	SWECAT RACING	SE		ERIK STARK	SEBASTIAN GROTH	DNS					0

Legenda	
DNS	Did not start
DNF	Did not finish
DQ	Disqualified

* Following investigation, 60 seconds penalty applied.

Race Director:

.....

003366



2019 UIM XCAT WORLD CHAMPIONSHIP

Pole Position Overall



POSITION	Boat Nr.	Boat Name	Country		Driver 1	Driver 2	Round 1	Round 2		Round 3	TOTAL POINTS
			Initials	Flag				POLE1	POLE2		
1	12	MARITIMO	AUS		TOM BARRY-COTTER	ROSS WILLATON	35	30	30		95
2	5	ABU DHABI 5	AE		RASHED AL TAYER	MAJED AL MANSOORI	15	35	35		85
3	3	DUBAI POLICE	AE		ARIF AL ZAFFAIN	NADIR BIN HENDI	22	26	26		74
4	4	ABU DHABI 4	AE		SHAUN TORRENTE	FALEH ALMANSOORI	26	22	22		70
5	96	HPI RACING TEAM	IT		ROSARIO SCHIANO DI COLA	GIUSEPPE SCHIANO DI COLA	12	18	18		48
6	10	222 OFFSHORE	IT/AUS		GIOVANNI CARPITELLA	DARREN NICHOLSON	18	12	15		45
7	2	SWECAT RACING	SE		ERIK STARK	SEBASTIAN GROTH	10	15	10		35
8	8	THE BLUE ROO	AUS		PAL VIRIK NILSEN	JAN TRYGVE BRAATEN	30	0	0		30
9	9	NEW STAR RACING	RU		MIKHAIL KITASHEV	DMITRY VANDYSHEV	4	8	12		24
10	17	KUWAIT	KW		ABDULLATIF AL OMANI	MOUSTAFA AL DASHTI	6	10	6		22
11	20	DE MITRI	IT		ROBERTO LO PIANO	MARIO DI COSMO	3	6	8		17
12	46	CONSULBROKERS	ES		ANDREA COMELLO	LUCA BETTI	8	5	0		13
13	22	VIDEK	IT		ALFREDO AMATO	SAUL BUBACCO	5	4	0		9

Legenda	
DNS	Did not start
DNF	Did not finish
DQ	Disqualified

Race Director: