



OFFICIAL ENTRY LIST

N.	Boat Nr.	Boat Name	Country		Driver 1	Driver 2	Reserve Drivers	Boat Details		
			Initials	Flag				Builder	Size (m)	Colour
1	2	SWECAT RACING	SE		ERIK STARK	SEBASTIAN GROTH		VICTORY TEAM	9.25 M x 2.81 M	ORANGE
2	3	DUBAI POLICE	AE		ARIF AL ZAFFAIN	NADIR BIN HENDI		VICTORY TEAM	9.60 M x 3.01 M	WHITE/GREEN
3	4	ABU DHABI 4	AE		SHAUN TORRENTE	FALEH ALMANSOORI		VICTORY TEAM	9.68 M x 3.02 M	WHITE/RED/BLACK
4	5	ABU DHABI 5	AE		RASHED AL TAYER	MAJED AL MANSOORI		VICTORY TEAM	9.76 M x 3.00 M	WHITE/RED/BLACK
5	8	THE BLUE ROO	AUS		PAL VIRIK NILSEN	JAN TRYGVE BRAATEN		VICTORY TEAM	10.07 M x 2.96 M	WHITE/RED/BLUE
6	9	NEW STAR RACING	RU		MIKHAIL KITASHEV	DMITRY VANDYSHEV		VICTORY TEAM	9.76 M x 3.01 M	MUTLI COLOUR
7	10	222 OFFSHORE	IT/AUS		GIOVANNI CARPITELLA	DARREN NICHOLSON		VICTORY TEAM	9.49 M x 2.96 M	SILVER
8	12	MARITIMO	AUS		TOM BARRY-COTTER	ROSS WILLATON		MARITIMO	9.10 M x 2.9 M	WHITE
9	17	KUWAIT	KW		ABDULLATIF AL OMANI	MOUSTAFA AL DASHTI		VICTORY TEAM	9.20 M x 2.96 M	WHITE/BLUE
10	20	DE MITRI	IT		ROBERTO LO PIANO	ANDREW WILLATON	MARIO DI COSMO	VICTORY TEAM	9.76 M x 2.95 M	GREEN/BLACK
11	22	VIDEX	IT		ALFREDO AMATO	JOAKIM KUMLIN	SAUL BUBACCO	VICTORY TEAM	9.75 M x 2.95 M	BLUE
12	46	CONSULBROKERS	ES		ANDREA COMELLO	LUCA BETTI		VICTORY TEAM	9.66 M x 3.03 M	BLUE
13	96	HPI RACING TEAM	IT		ROSARIO SCHIANO DI COLA	GIUSEPPE SCHIANO DI COLA		DOUG WRIGHT	9.54 M x 2.87 M	WHITE



RACE 1 RESULTS

Position	Boat Nr.	Boat Name	Country		Driver 1	Driver 2	Total Laps	Total Time	Gap	Avg Speed		Points
			Initials	Flag						km/h	mph	
1	4	ABU DHABI 4	AE		SHAUN TORRENTE	FALEH ALMANSOORI	16	00.40.48,44	00.40.48,44	148,43	91,98	35
2	12	MARITIMO	AUS		TOM BARRY-COTTER	ROSS WILLATON	16	00.40.57,04	+ 00.08,6	147,91	91,36	30
3	3	DUBAI POLICE	AE		ARIF AL ZAFFAIN	NADIR BIN HENDI	16	00.41.00,3	+ 00.11,86	147,73	91,36	26
4	8	THE BLUE ROO	AUS		PAL VIRIK NILSEN	JAN TRYGVE BRAATEN	16	00.41.17,27	+ 00.28,83	146,71	90,74	22
5	10	222 OFFSHORE	IT/AUS		GIOVANNI CARPITELLA	DARREN NICHOLSON	16	00.41.58,85	+ 1.010,41	144,28	89,50	18
6	96	HPI RACING TEAM	IT		ROSARIO SCHIANO DI COLA	GIUSEPPE SCHIANO DI COLA	16	00.42.08,13	+ 1.019,69	143,75	88,88	15
7	5	ABU DHABI 5	AE		RASHED AL TAYER	MAJED AL MANSOORI	16	00.42.13,17	+ 1.024,73	143,47	88,88	12
8	2	SWECAT RACING	SE		ERIK STARK	SEBASTIAN GROTH	16	00.42.51,5	+ 2.03,06	141,35	87,63	10
9	22	VIDEX	IT		ALFREDO AMATO	JOAKIM KUMLIN	16	00.42.57,59	+ 2.09,15	141	87,63	8
10	9	NEW STAR RACING	RU		MIKHAIL KITASHEV	DMITRY VANDYSHEV	16	00.43.20,61	+ 2.032,17	139,75	86,39	6
11	46	CONSULBROKERS	ES		ANDREA COMELLO	LUCA BETTI	16	00.43.39,17	+ 2.050,73	138,76	85,77	5
12	20	DE MITRI	IT		ROBERTO LO PIANO	MAURIZIO CARANDO	14	00.40.52,23	+ 2 Lap	130,15	80,80	4
13	17	KUWAIT	KW		ABDULLATIF AL OMANI	MOUSTAFA AL DASHTI	15	00.41.28,86	+ 1 Lap	137,13	85,15	*DQ

Legenda	
DNS	Did not start
DNF	Did not finish
DQ	Disqualified

*DQ: Retaking of missed bouy

Race Director:




OFFICIAL PRACTICE 1

Position	Boat Nr.	Boat Name	Country		Pilot 1	Pilot 2	Lap1	Lap2	Lap3	Lap4	Lap5	Lap6	Lap7	Lap8	Lap9	Lap10	Lap11	Lap12	Lap13	Fastest Lap	Avg Speed			
			Initials	Flag																	km/h	mph		
1	4	ABU DHABI 4	AE		SHAUN TORRENTE	FALEH ALMANSOORI	02.28,718	02.27,206	02.45,461	02.26,175	02.29,539	02.28,185	03.36,410									02.26,175	140,898	87,569
2	12	MARITIMO	AUS		TOM BARRY-COTTER	ROSS WILLATON	02.29,834	02.28,170	02.29,943	03.15,237	02.28,548	02.27,842	02.28,244									02.27,842	137,485	85,448
3	8	THE BLUE ROO	AUS		PAL VIRIK NILSEN	JAN TRYGVE BRAATEN	02.49,051	02.31,057	02.29,573	02.31,599	02.29,879	02.29,157	02.31,942	02.29,120	02.32,216							02.29,120	137,059	85,183
4	3	DUBAI POLICE	AE		ARIF AL ZAFFAIN	NADIR BIN HENDI	02.32,866	02.32,346	02.33,803	02.33,164	02.31,282	03.23,935	02.49,289	02.31,248	04.26,165	02.29,667						02.29,667	135,383	84,141
5	5	ABU DHABI 5	AE		RASHED AL TAYER	MAJED AL MANSOORI	02.34,044	02.53,481	02.31,398	02.32,568	03.37,665	02.33,538	02.56,186	02.57,553	02.31,429	02.32,350	02.54,855	02.56,811	02.37,785		02.31,398	131,288	81,596	
6	2	SWECAT RACING	SE		ERIK STARK	SEBASTIAN GROTH	02.37,312	03.07,435	02.38,530	02.38,133	02.39,257	02.33,156	02.34,011								02.33,156	116,012	72,102	
7	96	HPI RACING TEAM	IT		ROSARIO SCHIANO DI COLA	GIUSEPPE SCHIANO DI COLA	02.41,828	02.37,750	02.33,423	02.35,817	02.54,446	02.45,561									02.33,423	113,339	70,441	
8	17	KUWAIT	KW		ABDULLATIF AL OMANI	MOUSTAFA AL DASHTI	02.36,703	02.36,693	02.35,828	02.34,075	02.35,495	02.35,085									02.34,075	109,961	68,341	
9	10	222 OFFSHORE	IT/AUS		GIOVANNI CARPITELLA	DARREN NICHOLSON	02.35,463	03.14,601													02.35,463	107,192	66,62	
10	9	NEW STAR RACING	RU		MIKHAIL KITASHEV	DMITRY VANDYSHEV	02.55,614	02.39,664	02.44,545	02.38,151	02.38,102	02.35,831									02.35,831	102,62	63,779	
11	22	VIDEX	IT		ALFREDO AMATO	JOAKIM KUMLIN	02.38,994	02.37,908	02.37,042	02.36,011	02.37,252										02.36,011	95,74	59,503	
12	46	CONSULBROKERS	ES		ANDREA COMELLO	LUCA BETTI	02.52,165	02.40,338	02.36,505	02.37,458											02.36,505	92,966	57,778	
13	20	DE MITRI	IT		ROBERTO LO PIANO	ANDREW WILLATON															DNS			

Legenda	
DNS	Did not start
DNF	Did not finish
DQ	Disqualified

Race Director:

 13.05



OFFICIAL PRACTICE 2

Position	Boat Nr.	Boat Name	Country		Pilot 1	Pilot 2	Lap1	Lap2	Lap3	Lap4	Lap5	Lap6	Lap7	Lap8	Lap9	Lap10	Lap11	Lap12	Fastest Lap	Avg Speed		
			Initials	Flag																km/h	mph	
1	10	222 OFFSHORE	IT/AUS		GIOVANNI CARPITELLA	DARREN NICHOLSON	02.25,519	02.28,349	02.29,926	03.17,426	02.27,088									02.25,519	105,657	65,666
2	4	ABU DHABI 4	AE		SHAUN TORRENTE	FALEH ALMANSOORI	02.26,154	02.25,957	02.48,207	02.43,790	02.28,147	02.26,932	02.26,753							02.25,957	125,625	78,076
3	12	MARITIMO	AUS		TOM BARRY-COTTER	ROSS WILLATON	02.31,470	02.50,136	02.26,815	02.36,290	02.26,658	03.50,640	02.51,515	02.27,757						02.26,658	104,509	64,953
4	3	DUBAI POLICE	AE		ARIF AL ZAFFAIN	NADIR BIN HENDI	02.27,625	02.28,412	03.24,742	02.29,248	02.30,127									02.27,625	139,918	86,96
5	8	THE BLUE ROO	AUS		PAL VIRIK NILSEN	JAN TRYGVÉ BRAATEN	02.28,645	02.31,455	02.29,047	02.29,728	02.29,041	02.29,176	02.41,203	02.32,131	02.28,102					02.28,102	112,418	69,868
6	5	ABU DHABI 5	AE		RASHED AL TAYER	MAJED AL MANSOORI	02.45,946	02.33,351	02.41,973	02.30,417	03.14,949	02.31,032	02.30,067	02.31,343	02.53,993	02.40,722	02.42,853			02.30,067	119,779	74,443
7	2	SWECAT RACING	SE		ERIK STARK	SEBASTIAN GROTH	02.31,871	02.59,294	02.35,493	02.54,844	02.33,009	02.31,691								02.31,691	141,258	87,792
8	9	NEW STAR RACING	RU		MIKHAIL KITASHEV	DMITRY VANDYSHEV	02.37,756	02.38,189	02.35,397	02.37,186	02.36,820	02.41,367	02.36,001	02.36,236	02.36,631	02.32,328	03.47,271			02.32,328	110,015	68,375
9	96	HPI RACING TEAM	IT		ROSARIO SCHIANO DI COLA	GIUSEPPE SCHIANO DI COLA	02.45,558	02.32,671	02.33,238	02.36,139	02.38,213									02.32,671	91,733	57,012
10	17	KUWAIT	KW		ABDULLATIF AL OMANI	MOUSTAFA AL DASHTI	02.41,838	02.33,564	02.33,469	02.36,544	02.32,738	02.33,200								02.32,738	101,027	62,789
11	46	CONSULBROKERS	ES		ANDREA COMELLO	LUCA BETTI	02.35,188	02.35,684	02.38,931	02.35,152	02.34,964	02.37,444	02.35,045	02.39,714	02.34,222					02.34,222	91,961	57,154
12	22	VIDEX	IT		ALFREDO AMATO	JOAKIM KUMLIN	02.37,442	02.56,091	03.04,749											02.37,442	98,03	60,926
13	20	DE MITRI	IT		ROBERTO LO PIANO	MAURIZIO CARANDO	03.12,493	03.40,636												03.12,493	100,568	62,504

Legenda	
DNS	Did not start
DNF	Did not finish
DQ	Disqualified

Race Director:




17.15



POLE POSITION RESULTS Q1

Position	Boat Nr.	Boat Name	Country		Pilot 1	Pilot 2	Lap1	Lap2	Lap3	Lap4	Lap5	Lap6	Lap7	Lap8	Lap9	Lap10	Lap11	Lap12	Lap13	Lap14	Fastest Lap	Avg Speed			
			Initials	Flag																		km/h	mph		
1	12	MARITIMO	AUS		TOM BARRY-COTTER	ROSS WILLATON	02.24,461	02.52,513	02.47,033	02.24,597												02.24,461	142,165	88,356	
2	10	222 OFFSHORE	IT/AUS		GIOVANNI CARPITELLA	DARREN NICHOLSON	02.27,121	02.28,370	05.27,498	03.38,538	02.34,418	02.25,439										02.25,439	139,302	86,577	
3	4	ABU DHABI 4	AE		SHAUN TORRENTE	FALEH ALMANSOORI	02.27,202	02.40,997	02.26,699	03.14,156	02.41,820	02.31,743	02.25,902	03.26,064	02.27,063	03.53,352							02.25,902	138,172	85,874
4	8	THE BLUE ROO	AUS		PAL VIRIK NILSEN	JAN TRYGVE BRAATEN	03.13,604	02.26,142	03.28,159	02.29,564	02.57,620	02.26,826	03.51,111										02.26,142	117,179	72,827
5	3	DUBAI POLICE	AE		ARIF AL ZAFFAIN	NADIR BIN HENDI	02.28,560	02.26,783	03.09,350	02.55,878													02.26,783	116,439	72,367
6	5	ABU DHABI 5	AE		RASHED AL TAYER	MAJED AL MANSOORI	02.28,109	02.31,080	02.57,894	02.39,343	02.29,509	02.46,772	02.34,032	03.14,910	02.30,887	03.33,210							02.28,109	113,864	70,767
7	96	HPI RACING TEAM	IT		ROSARIO SCHIANO DI COLA	GIUSEPPE SCHIANO DI COLA	02.30,485	02.51,852	02.31,167	02.28,509													02.28,509	111,288	69,166
8	2	SWECAT RACING	SE		ERIK STARK	SEBASTIAN GROTH	02.30,441	03.01,854	02.43,291	02.30,379	04.05,710	04.03,009	02.43,046	02.28,747	03.55,565	02.42,896	02.41,424	02.30,380	02.51,121	03.54,905		02.28,747	99,394	61,774	
9	46	CONSULBROKERS	ES		ANDREA COMELLO	LUCA BETTI	02.39,825	02.36,528	02.37,592	02.31,862	02.31,810	02.37,634	02.36,563	02.35,673	02.38,240								02.31,810	99,038	61,553
10	17	KUWAIT	KW		ABDULLATIF AL OMANI	MOUSTAFA AL DASHTI	02.31,976	02.33,189	02.36,011	02.35,925	02.32,063	02.36,335											02.31,976	98,685	61,333
11	22	VIDEX	IT		ALFREDO AMATO	JOAKIM KUMLIN	02.33,791	02.32,037	02.43,051	02.40,127	02.51,243	03.17,676	02.49,075	02.32,227	02.47,351	03.29,793							02.32,037	95,41	59,298
12	9	NEW STAR RACING	RU		MIKHAIL KITASHEV	DMITRY VANDYSHEV	02.33,414	02.34,374	03.20,782	02.34,240	02.34,658	02.34,241	02.37,269	02.37,186									02.33,414	94,112	58,491
13	20	DE MITRI	IT		ROBERTO LO PIANO	MAURIZIO CARANDO	02.40,856	02.47,420	02.47,736	02.42,290	02.42,879	02.39,835	02.39,201	02.40,058	02.45,588	02.50,388	02.44,738	02.38,655	02.41,816				02.38,655	89,039	55,338

Legenda	
DNS	Did not start
DNF	Did not finish
DO	Disqualified

Race Director:  12.55




POLE POSITION RESULTS Q2

Position	Boat Nr.	Boat Name	Country		Pilot 1	Pilot 2	Lap1	Lap2	Lap3	Lap4	Lap5	Lap6	Lap7	Fastest Lap	Avg Speed		
			Initials	Flag											km/h	mph	
1	12	MARITIMO	AUS		TOM BARRY-COTTER	ROSS WILLATON	02.26,426	02.50,545							02.26,426	127,653	79,337
2	8	THE BLUE ROO	AUS		PAL VIRIK NILSEN	JAN TRYGVE BRAATEN	02.26,753	03.07,200							02.26,753	117,365	72,943
3	4	ABU DHABI 4	AE		SHAUN TORRENTE	FALEH ALMANSOORI	02.27,672	02.27,616							02.27,616	109,201	67,869
4	3	DUBAI POLICE	AE		ARIF AL ZAFFAIN	NADIR BIN HENDI	02.28,254	02.28,864							02.28,254	106,113	65,949
5	10	222 OFFSHORE	IT/AUS		GIOVANNI CARPITELLA	DARREN NICHOLSON	02.29,929	02.28,547							02.28,547	100,023	62,165

Legenda	
DNS	Did not start
DNF	Did not finish
DO	Disqualified

Race Director:

 12.55



2019 UIM XCAT WORLD CHAMPIONSHIP



Pole Position Overall

POSITION	Boat Nr.	Boat Name	Country		Driver 1	Driver 2	Round 1	Round 2	Round 3	Round 4	Round 5	Round 6	TOTAL POINTS
			Initials	Flag									
1	12	MARITIMO	AUS		TOM BARRY-COTTER	ROSS WILLATON	35						35
2	8	THE BLUE ROO	AUS		PAL VIRIK NILSEN	JAN TRYGVE BRAATEN	30						30
3	4	ABU DHABI 4	AE		SHAUN TORRENTE	FALEH ALMANSOORI	26						26
4	3	DUBAI POLICE	AE		ARIF AL ZAFFAIN	NADIR BIN HENDI	22						22
5	10	222 OFFSHORE	IT/AUS		GIOVANNI CARPITELLA	DARREN NICHOLSON	18						18
6	5	ABU DHABI 5	AE		RASHED AL TAYER	MAJED AL MANSOORI	15						15
7	96	HPI RACING TEAM	IT		ROSARIO SCHIANO DI COLA	GIUSEPPE SCHIANO DI COLA	12						12
8	2	SWECAT RACING	SE		ERIK STARK	SEBASTIAN GROTH	10						10
9	46	CONSULBROKERS	ES		ANDREA COMELLO	LUCA BETTI	8						8
10	17	KUWAIT	KW		ABDULLATIF AL OMANI	MOUSTAFA AL DASHTI	6						6
11	22	VIDEX	IT		ALFREDO AMATO	JOAKIM KUMLIN	5						5
12	9	NEW STAR RACING	RU		MIKHAIL KITASHEV	DMITRY VANDYSHEV	4						4
13	20	DE MITRI	IT		ROBERTO LO PIANO	MAURIZIO CARANDO	3						3

Legenda	
DNS	Did not start
DNF	Did not finish
DQ	Disqualified

Race Director:

13.05




**STRESA
GRAND PRIX
of ITALY
19 - 21 JULY**

2019 UIM XCAT WORLD CHAMPIONSHIP



**RACE 1 TIMING RESULTS
LAP BY LAP**

Boat Nr.	Boat Name	Driver 1	Driver 2	Lap 1					Lap 2					Lap 3							
				LapTime	Avg (km/h)	Avg (mph)	OverallTime	Gap	Pos	LapTime	Avg (km/h)	Avg (mph)	OverallTime	Gap	Pos	LapTime	Avg (km/h)	Avg (mph)	OverallTime	Gap	Pos
2	SWECAT RACING	ERIK STARK	SEBASTIAN GROTH	02.50,390	41.05	25.482	02.50,390	19029.79	8	02.40,016	31.028735	19.267	00.05.30,41	+00.29,53	8	02.40,437	37.521039	22.996	00.08.10,85	+00.40,03	7
3	DUBAI POLICE	ARIF AL ZAFFAIN	NADIR BIN HENDI	02.33,599	39.97	24.239	02.33,599	+2.029,792	2	02.30,966	36.752057	22.374	00.05.04,57	+00.03,69	2	02.32,485	29.068843	18.024	00.07.37,06	+00.06,24	2
4	ABU DHABI 4	SHALIN TORRENTE	FALEH AL MANSOORI	02.30,208	44.15	27.346	02.30,208	02.30,208	1	02.30,676	101.72382	63.222	00.05.00,88	00.05.00,88	1	02.29,943	90.978644	56.544	00.07.30,82	00.07.30,82	1
5	ABU DHABI 5	RASHED AL TAYER	MAJED AL MANSOORI	02.42,556	101.72	63.222	02.42,556	+11.029,792	6	02.38,847	91.20356	56.683	00.05.21,4	+00.20,52	6	03.01,077	117.30315	72.904	00.08.22,48	+00.51,66	10
8	THE BLUE ROO	PAL VIRIK NILSEN	JAN TRYGVE BRAATEN	02.37,834	61.47	37.912	02.37,834	+6.029,792	3	02.33,338	36.265105	22.374	00.05.11,17	+00.10,29	3	02.33,917	29.716663	18.024	00.07.45,09	+00.14,27	3
9	NEW STAR RACING	MIKHAIL KITASHEV	DMITRY VANDYSHEV	02.55,222	13.48	8.08	02.55,222	+24.029,792	11	02.43,031	26.931207	16.159	00.05.38,25	+00.37,37	11	02.41,130	43.996751	26.725	00.08.19,38	+00.48,56	9
10	222 OFFSHORE	GIOVANNI CARPITELLA	DARREN NICHOLSON	02.39,049	135.05	83.936	02.39,049	+8.029,792	4	02.39,147	127.43295	79.2	00.05.18,2	+00.17,32	5	02.35,273	121.42131	75.464	00.07.53,47	+00.22,65	5
12	MARITIMO	TOM BARRY-COTTER	ROSS WILLATON	02.39,681	97.47	60.577	02.39,681	+8.029,792	5	02.35,439	111.2876	69.166	00.05.15,12	+00.14,24	4	02.32,806	95.163818	59.145	00.07.47,93	+00.17,11	4
17	KUWAIT	ABDULLATIF AL OMANI	MOUSTAFA AL DASHTI	02.51,978	82.35	51.18	02.51,978	+20.029,792	9	02.42,002	136.46797	84.815	00.05.33,98	+00.33,1	9	03.05,212	107.34774	66.717	00.08.39,19	+1.08,37	11
20	DE MITRI	ROBERTO LO PIANO	MAURIZIO CARANDO	03.04,479	95.45	59.323	03.04,479	+33.029,792	13	02.47,749	91.505184	56.871	00.05.52,23	+00.51,35	13	02.55,665	91.656745	56.965	00.08.47,9	+1.017,08	13
22	VIDEX	ALFREDO AMATO	JOAKIM KUMLIN	02.59,469	97.99	60.899	02.59,469	+28.029,792	12	02.41,267	117.9281	73.293	00.05.40,74	+00.39,86	12	02.33,856	92.770763	57.657	00.08.14,6	+00.43,78	8
46	CONSULBROKERS	ANDREA COMELLO	LUCA BETTI	02.53,492	99.62	61.913	02.53,492	+22.029,792	10	02.42,319	114.15732	70.949	00.05.35,81	+00.34,93	10	03.07,235	105.15489	65.354	00.08.43,05	+1.012,23	12
96	HPI RACING TEAM	ROSARIO SCHIANO DI COLA	GIUSEPPE SCHIANO DI COLA	02.47,025	130.59	81.163	02.47,025	+16.029,792	7	02.38,886	89.761168	55.787	00.05.25,91	+00.25,03	7	02.40,223	121.42131	75.464	00.08.06,13	+00.35,31	6

Race Director:

.....



RACE 1 TIMING RESULTS
LAP BY LAP

Lap 4					Lap 5					Lap 6					Lap 7					Lap 8									
LapTime	Avg (km/h)	Avg (mph)	OverallTime	Gap	Pos	LapTime	Avg (km/h)	Avg (mph)	OverallTime	Gap	Pos	LapTime	Avg (km/h)	Avg (mph)	OverallTime	Gap	Pos	LapTime	Avg (km/h)	Avg (mph)	OverallTime	Gap	Pos	LapTime	Avg (km/h)	Avg (mph)	OverallTime	Gap	Pos
02:36,360	41.503719	25.482	00:10.47,21	+00.47,85	5	02:34,537	37.39	22.996	00:13.21,75	+00.54,29	5	02:35,123	132.31	82.23	00:15.56,87	+1.01,87	5	02:33,983	88.082388	54.744	00:18.30,85	+1.08,04	4	02:36,130	130.97695	81.403	00:21.06,98	+1.015,57	4
02:29,852	27.471823	16.781	00:10.06,91	+00.07,55	2	02:29,433	30.54	18.645	00:12.36,34	+00.08,88	2	02:30,560	107.45	66.782	00:15.06,9	+00.11,9	2	02:29,070	141.89169	88.186	00:17.35,97	+00.13,16	2	02:28,026	146.97944	91.348	00:20.04	+00.12,59	2
02:28,538	109.68833	68.172	00:09.59,36	00:09.59,36	1	02:28,099	140.18	87.125	00:12.27,46	00:12.27,46	1	02:27,540	110.12	68.443	00:14.55	00:14.55	1	02:27,807	97.2117	60.417	00:17.22,81	00:17.22,81	1	02:28,600	106.41877	66.14	00:19.51,41	00:19.51,41	1
02:33,409	114.15732	70.949	00:10.55,89	+00.56,53	8	02:30,678	101.63	63.164	00:13.26,57	+00.59,11	6	02:33,277	122.50	76.132	00:15.59,85	+1.04,85	6	02:54,270	110.1249	68.443	00:18.54,12	+1.031,31	7	02:31,189	130.28313	80.971	00:21.25,31	+1.033,9	6
02:56,058	33.790877	20.51	00:10.41,15	+00.41,79	4	02:28,025	28.14	17.402	00:13.09,17	+00.41,71	4	02:32,285	122.63	76.216	00:15.41,46	+00.46,46	4	02:57,469	98.861563	61.443	00:18.38,93	+1.016,12	5	02:30,138	135.13495	83.987	00:21.09,07	+1.017,66	5
03:04,115	113.22304	70.369	00:11.23,5	+1.024,14	11	02:37,506	106.62	66.267	00:14.01,01	+1.033,55	11	02:34,434	112.13	69.691	00:16.35,44	+1.040,44	9	02:35,365	115.58801	71.838	00:19.10,8	+1.047,99	9	02:37,446	109.79714	68.239	00:21.48,25	+1.056,84	9
02:58,557	94.715892	58.866	00:10.52,03	+00.52,67	7	02:56,802	86.40	53.697	00:13.48,83	+1.021,37	8	02:33,621	102.91	63.957	00:16.22,45	+1.027,45	8	02:35,243	123.45289	76.726	00:18.57,69	+1.034,88	8	02:35,266	121.88934	75.755	00:21.32,96	+1.041,55	7
02:27,568	108.61189	67.503	00:10.15,5	+00.16,14	3	02:27,769	98.86	61.443	00:12.43,27	+00.15,81	3	02:28,570	107.98	67.108	00:15.11,84	+00.16,84	3	02:29,602	105.80834	65.76	00:17.41,44	+00.18,63	3	02:51,652	93.713395	58.243	00:20.33,09	+00.41,68	3
03:00,555	93.991949	58.416	00:11.39,75	+1.040,39	12	02:35,659	100.20	62.277	00:14.15,41	+1.047,95	12	02:32,949	89.65	55.719	00:16.48,36	+1.053,36	10	02:31,422	114.57093	71.206	00:19.19,78	+1.056,97	10	02:35,925	89.434764	55.584	00:21.55,71	+2.04,3	10
03:14,941	76.831322	47.751	00:12.02,84	+2.03,48	13	03:19,366	93.95	58.392	00:15.22,21	+1 Lap	13	02:47,805	89.43	55.584	00:18.10,01	+1 Lap	13	02:45,607	98.073124	60.953	00:20.55,62	+1 Lap	13	02:50,741	90.680475	56.358	00:23.46,36	+1 Lap	13
02:34,976	87.977361	54.678	00:10.49,58	+00.50,22	6	03:04,751	85.43	53.096	00:13.54,33	+1.026,87	9	03:02,824	83.72	52.031	00:16.57,15	+2.02,15	11	02:33,011	143.64117	89.274	00:19.30,16	+2.07,35	11	02:34,698	98.905737	61.47	00:22.04,86	+2.013,45	11
02:37,340	115.8906	72.026	00:11.20,39	+1.021,03	10	02:35,702	98.29	61.088	00:13.56,09	+1.028,63	10	03:04,254	105.71	65.698	00:17.00,34	+2.05,34	12	02:37,541	104.85601	65.168	00:19.37,88	+2.015,07	12	02:35,176	128.2451	79.705	00:22.13,06	+2.021,65	12
03:00,230	109.03992	67.769	00:11.06,36	+1.07	9	02:33,051	140.01	87.015	00:13.39,41	+1.011,95	7	02:33,878	91.92	57.131	00:16.13,29	+1.018,29	7	02:32,091	137.39978	85.395	00:18.45,38	+1.022,57	6	02:58,881	83.183405	51.699	00:21.44,26	+1.052,85	8

Race Director:

.....



RACE 1 TIMING RESULTS
LAP BY LAP

Lap 9					Lap 10					Lap 11					Lap 12					Lap 13									
LapTime	Avg (km/h)	Avg (mph)	OverallTime	Gap	Pos	LapTime	Avg (km/h)	Avg (mph)	OverallTime	Gap	Pos	LapTime	Avg (km/h)	Avg (mph)	OverallTime	Gap	Pos	LapTime	Avg (km/h)	Avg (mph)	OverallTime	Gap	Pos	LapTime	Avg (km/h)	Avg (mph)	OverallTime	Gap	Pos
03.00,873	82.809966	51.467	00.24.07,85	+1.047,4	7	03.06,271	103.87191	64.557	00.27.14,12	+2.02,01	10	02.40,545	103.19	64.135	00.29.54,67	+2.09,9	10	02.35,880	91.09	56.613	00.32.30,55	+2.012,72	8	02.36,049	137.57	85.501	00.35.06,6	+2.017	8
02.29,337	121.15547	75.299	00.22.33,34	+00.12,89	2	02.54,751	88.860313	55.227	00.25.28,09	+00.15,98	2	02.31,621	103.87	64.557	00.27.59,71	+00.14,94	2	02.30,735	99.04	61.553	00.30.30,45	+00.12,62	2	02.32,785	96.03	59.684	00.33.03,23	+00.13,63	2
02.29,036	145.05311	90.151	00.22.20,45	00.22.20,45	1	02.51,658	93.475946	58.096	00.25.12,11	00.25.12,11	1	02.32,661	101.49	63.077	00.27.44,77	00.27.44,77	1	02.33,056	139.57	86.741	00.30.17,83	00.30.17,83	1	02.31,767	97.21	60.417	00.32.49,6	00.32.49,6	1
02.31,392	116.37804	72.329	00.23.56,7	+1.036,25	5	02.32,921	90.680475	56.358	00.26.29,62	+1.017,51	5	02.33,122	133.99	83.275	00.29.02,74	+1.017,97	5	02.33,724	98.20	61.034	00.31.36,46	+1.018,63	5	02.31,889	92.27	57.345	00.34.08,35	+1.018,75	5
02.30,110	137.48512	85.448	00.23.39,18	+1.018,73	4	02.29,751	98.773333	61.388	00.26.08,93	+00.56,82	4	02.30,485	111.51	69.305	00.28.39,42	+00.54,65	4	02.31,858	93.48	58.096	00.31.11,28	+00.53,45	4	02.30,744	98.64	61.306	00.33.42,02	+00.52,42	4
02.37,626	100.79738	62.646	00.24.25,88	+2.05,43	9	02.36,160	128.69247	79.983	00.27.02,04	+1.049,93	8	02.39,524	104.71	65.076	00.29.41,56	+1.056,79	8	03.04,746	85.60	53.198	00.32.46,31	+2.028,48	11	02.42,138	125.91	78.254	00.35.28,45	+2.038,85	11
02.34,412	113.39705	70.477	00.24.07,37	+1.046,92	6	02.32,812	94.918971	58.993	00.26.40,18	+1.028,07	6	02.35,076	136.13	84.607	00.29.15,26	+1.030,49	6	02.33,633	102.34	63.602	00.31.48,89	+1.031,06	6	02.32,591	104.86	65.168	00.34.21,48	+1.031,88	6
02.26,993	90.236869	56.083	00.23.00,08	+00.39,63	3	02.31,200	129.44505	80.451	00.25.31,28	+00.19,17	3	02.53,687	91.58	56.918	00.28.24,97	+00.40,2	3	02.29,451	114.04	70.876	00.30.54,42	+00.36,59	3	02.28,908	92.69	57.609	00.33.23,33	+00.33,73	3
02.32,638	102.57231	63.749	00.24.28,35	+2.07,9	10	02.38,091	132.46621	82.328	00.27.06,44	+1.054,33	9	02.37,697	97.64	60.684	00.29.44,14	+1.059,37	9	03.03,531	93.75	58.268	00.32.47,67	+2.029,84	12	03.19,421	91.81	57.06	00.36.07,09	+1 Lap	12
02.50,373	106.77812	66.363	00.26.36,73	+1 Lap	13	02.52,791	88.152545	54.787	00.29.29,52	+1 Lap	13	02.44,069	129.52	80.498	00.32.13,59	+1 Lap	13	02.43,971	85.10	52.891	00.34.57,56	+1 Lap	13	02.57,663	90.98	56.544	00.37.55,22	+1 Lap	13
02.33,467	110.84178	68.889	00.24.38,33	+2.017,88	11	02.38,200	124.35452	77.287	00.27.16,53	+2.04,42	11	02.40,985	85.63	53.219	00.29.57,52	+2.012,75	11	02.37,448	109.69	68.172	00.32.34,97	+2.017,14	9	02.39,035	136.22	84.659	00.35.14	+2.024,4	9
02.36,031	139.12699	86.468	00.24.49,09	+2.028,64	12	02.37,324	116.86961	72.635	00.27.26,41	+2.014,3	12	02.38,584	102.29	63.572	00.30.04,99	+2.020,22	12	02.38,044	136.30	84.711	00.32.43,03	+2.025,2	10	02.36,141	130.13	80.876	00.35.19,17	+2.029,57	10
02.33,677	100.29499	62.334	00.24.17,94	+1.057,49	8	02.33,323	119.4555	74.242	00.26.51,26	+1.039,15	7	02.33,706	98.99	61.525	00.29.24,97	+1.040,2	7	02.32,655	101.77	63.251	00.31.57,63	+1.039,8	7	02.32,367	117.30	72.904	00.34.30	+1.040,4	7

Race Director:

.....




**STRESA
GRAND PRIX
of ITALY
19 - 21 JULY**

2019 UIM XCAT WORLD CHAMPIONSHIP



RACE 1 TIMING RESULTS
LAP BY LAP

Lap 14						Lap 15						Lap 16					
LapTime	Avg (km/h)	Avg (mph)	OverallTime	Gap	Pos	LapTime	Avg (km/h)	Avg (mph)	OverallTime	Gap	Pos	LapTime	Avg (km/h)	Avg (mph)	OverallTime	Gap	Pos
02.34,166	129.75	80.639	00.37.40,77	+2.06,55	8	02.34,706	98.55	61.251	00.40.15,48	+2.010,05	8	02.36,020	140.10	87.07	00.42.51,5	+2.03,06	8
02.30,989	88.93	55.271	00.35.34,22	00.35.34,22	1	02.31,213	128.47	79.844	00.38.05,43	00.38.05,43	1	02.54,874	84.68	52.628	00.41.00,3	+0.11,86	3
02.53,913	83.75	52.051	00.35.43,51	+00.09,29	2	02.32,983	88.43	54.962	00.38.16,49	+00.11,06	2	02.31,952	89.91	55.878	00.40.48,44	00.40.48,44	1
02.33,169	130.28	80.971	00.36.41,52	+1.07,3	5	02.33,056	139.57	86.741	00.39.14,58	+1.09,15	5	02.58,594	93.24	57.949	00.42.13,17	+1.024,73	7
02.31,585	105.66	65.666	00.36.13,6	+00.39,38	4	02.30,756	98.12	60.98	00.38.44,36	+00.38,93	4	02.32,908	91.17	56.66	00.41.17,27	+00.28,83	4
02.38,662	98.73	61.361	00.38.07,11	+1 Lap	11	02.38,603	101.40	63.019	00.40.45,71	+2.040,28	10	02.34,904	90.57	56.289	00.43.20,61	+2.032,17	10
02.32,401	115.23	71.614	00.36.53,88	+1.019,66	6	02.33,230	125.77	78.165	00.39.27,11	+1.021,68	6	02.31,736	98.55	61.251	00.41.58,85	+1.010,41	5
02.30,785	96.87	60.206	00.35.54,11	+00.19,89	3	02.30,273	124.85	77.592	00.38.24,38	+00.18,95	3	02.32,657	101.68	63.193	00.40.57,04	+00.08,6	2
02.43,403	108.88	67.669	00.38.50,49	+1 Lap	12	02.38,375	113.22	70.369	00.41.28,86	+1 Lap	12						-
02.57,013	124.15	77.157	00.40.52,23	+2 Lap	13						-						-
02.35,240	123.66	76.855	00.37.49,24	+2.015,02	9	02.35,143	130.74	81.258	00.40.24,38	+2.018,95	9	02.33,214	126.92	78.882	00.42.57,59	+2.09,15	9
02.38,082	133.18	82.774	00.37.57,25	+2.023,03	10	02.57,531	96.20	59.787	00.40.54,78	+1 Lap	11	02.44,390	109.04	67.769	00.43.39,17	+2.050,73	11
02.34,560	105.41	65.51	00.37.04,56	+1.030,34	7	02.32,674	100.89	62.703	00.39.37,23	+1.031,8	7	02.30,902	92.15	57.273	00.42.08,13	+1.019,69	6

Race Director:

.....



RACE 2 RESULTS

Position	Boat Nr.	Boat Name	Country		Driver 1	Driver 2	Total Laps	Total Time	Gap	Avg Speed		Points
			Initials	Flag						km/h	mph	
1	4	ABU DHABI 4	AE		SHAUN TORRENTE	FALEH ALMANSOORI	16	00.40.59,89	00.40.59,89	147.74	91.36	35
2	3	DUBAI POLICE	AE		ARIF AL ZAFFAIN	NADIR BIN HENDI	16	00.41.11,65	+ 00.11,76	147.04	91.36	30
3	8	THE BLUE ROO	AUS		PAL VIRIK NILSEN	JAN TRYGV BRAATEN	16	00.41.25,14	+ 00.25,25	146.24	90.74	26
4	12	MARITIMO	AUS		TOM BARRY-COTTER	ROSS WILLATON	16	00.41.35,55	+ 00.35,66	145.63	90.12	22
5	10	222 OFFSHORE	IT/AUS		GIOVANNI CARPITELLA	DARREN NICHOLSON	16	00.42.11,19	+ 1.011,3	143.58	88.88	18
6	5	ABU DHABI 5	AE		RASHED AL TAYER	MAJED AL MANSOORI	16	00.42.32,58*	+ 00.32,69	145.8	90.12	15
7	2	SWECAT RACING	SE		ERIK STARK	SEBASTIAN GROTH	16	00.42.34,6	+ 1.034,71	142.29	88.25	12
8	46	CONSULBROKERS	ES		ANDREA COMELLO	LUCA BETTI	16	00.43.09,92	+ 2.010,03	140.32	87.01	10
9	20	DE MITRI	IT		ROBERTO LO PIANO	MAURIZIO CARANDO	16	00.43.22,44	+ 2.022,55	139.65	86.39	8
10	9	NEW STAR RACING	RU		MIKHAIL KITASHEV	DMITRY VANDYSHEV	16	00.44.04,24	+ 3.04,35	137.44	85.15	6
11	17	KUWAIT	KW		ABDULLATIF AL OMANI	MOUSTAFA AL DASHTI	3	00.08.18,66	+ 13 Lap	151.75	93.85	DNF
12	96	HPI RACING TEAM	IT		ROSARIO SCHIANO DI COLA	GIUSEPPE SCHIANO DI COLA	3	00.08.25,71	+ 13 Lap	149.64	92.60	DNF
13	22	VIDEX	IT		ALFREDO AMATO	JOAKIM KUMLIN						DNF

Legenda	
DNS	Did not start
DNF	Did not finish
DQ	Disqualified

* Boat 5: 60 Seconds Penalty for not maintaining the start line

Race Director

 25.07.19
 15.30



2019 UIM XCAT World Championship



Championship Overall Results

POS	Boat Nr.	Boat Name	Country		Driver 1	Driver 2	Round 1			Round 2			Round 3			Round 4			Round 5			Round 6			TOTAL POINTS
			Initials	Flag			GP1	GP2	TOTAL	GP1	GP2	TOTAL	GP1	GP2	TOTAL	GP1	GP2	TOTAL	GP1	GP2	TOTAL	GP1	GP2	TOTAL	
1	4	ABU DHABI 4	AE		SHAUN TORRENTE	FALEH ALMANSOORI	35	35	70			0			0			0			0			0	70
2	3	DUBAI POLICE	AE		ARIF AL ZAFFAIN	NADIR BIN HENDI	26	30	56			0			0			0			0			0	56
3	12	MARITIMO	AUS		TOM BARRY-COTTER	ROSS WILLATON	30	22	52			0			0			0			0			0	52
4	8	THE BLUE ROO	AUS		PAL VIRIK NILSEN	JAN TRYGVE BRAATEN	22	26	48			0			0			0			0			0	48
5	10	222 OFFSHORE	IT/AUS		GIOVANNI CARPITELLA	DARREN NICHOLSON	18	18	36			0			0			0			0			0	36
6	5	ABU DHABI 5	AE		RASHED AL TAYER	MAJED AL MANSOORI	12	15	27			0			0			0			0			0	27
7	2	SWECAT RACING	SE		ERIK STARK	SEBASTIAN GROTH	10	12	22			0			0			0			0			0	22
8	46	CONSULBROKERS	ES		ANDREA COMELLO	LUCA BETTI	5	10	15			0			0			0			0			0	15
9	96	HPI RACING TEAM	IT		ROSARIO SCHIANO DI COLA	GIUSEPPE SCHIANO DI COLA	15	0	15			0			0			0			0			0	15
10	9	NEW STAR RACING	RU		MIKHAIL KITASHEV	DMITRY VANDYSHEV	6	6	12			0			0			0			0			0	12
11	20	DE MITRI	IT		ROBERTO LO PIANO	MAURIZIO CARRANDO	4	8	12			0			0			0			0			0	12
12	22	VIDEX	IT		ALFREDO AMATO	JOAKIM KUMLIN	8	0	8			0			0			0			0			0	8
13	17	KUWAIT	KW		ABDULLATIF AL OMANI	MOUSTAFA AL DASHTI	0	0	0			0			0			0			0			0	0

Legenda	
DNS	Did not start
DNF	Did not finish
DQ	Disqualified
GP	Grand Prix Points

Race Director:

25.07.19
15.30